

45989

FOR PERSONAL USE ONLY

INSTRUCTIONS FOR USE OF MAC COUPLER

CAUTION: Do Not Refill When Air Temperature is Above 85°F.

Caution With Refilled Cylinders

- Keep out of reach of children.
- Keep out of direct sunlight.
- Do not store in areas of 120°F.
- Refilled cylinders not to be sold or transported (49 USC 1809) in Commerce.

Caution in Refilling Cylinders

- Do not refill cylinders:
- 1) If rusted or damaged.
 - 2) With different gas.
 - 3) If not completely empty.
 - 4) In non-ventilated areas.
 - 5) Near fires or near smokers.

TO REFILL SMALL CYLINDERS FROM 20-40 LB. TANK

IMPORTANT: Start with **EMPTY** small cylinder.

- BEFORE refilling, chill small cylinder for 15-20 minutes (for best fill). Have full tank at room temperature (never over 85° F. See caution).
- Connect left-hand threaded lug of Mac Coupler to tank (use wrench - see illustration #1).
- Connect right-hand threaded cap of MacCoupler to cylinder (hand tighten).
- Turn cylinder and tank upside down. (See illus. #2).
- Open valve on tank for 1 minute - then shut valve.
- Return cylinder and tank to upright position.
- Disconnect small cylinder **FIRST**.
- Check cylinder for leaks:
Place small amount of one-half each liquid soap and water on cylinder opening and on relief valve. If bubbles appear, discard small cylinder in safe area.

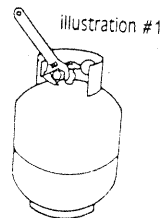


illustration #1

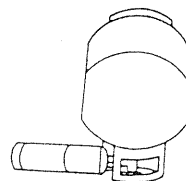



illustration #2

USE YOUR SMALL CYLINDERS FOR RESERVE PROPANE

Now it's just as easy to transfer propane from the small cylinder to a large 20, 30 or 40 lb. tank!
Follow the instructions for filling the small cylinder, only in this case **DO NOT CHILL** the small cylinder.



6 88078 12777 7

Mac Coupler sold by: K-M Products
870 Van Dyke Rd., Beaverton, MI 48612
(800) 431-2255 (Orders)
PAT. NO. 4,807,848