


4 PCS SANDING DRUM SET



Include:

- ① 1" x 3" drum with 1/4" adapter
- ② 2" x 3" drum with 1/2" adapter
- ③ 2-1/2" x 3" drum with 1/2" adapter
- ④ 3" x 3" drum with 1/2" adapter
- ⑤ KEY 1 PC
- ⑥ 1/4" adapter 1 PC
- ⑦ 1/2" adapter 1 PC


REPLACE THE SANDING PAPER




STRIP LOCK

REPLACING ABRASIVE STRIP:


1. THE REPLACEMENT STRIP MUST BE CUT 1 1/2" TO 2" LONGER THAN CIRCUMFERENCE OF THE DRUM IN ORDER TO BE SECURED IN PLACE WITH THE STRIP LOCK.
2. IF CUT 1 1/2" LONGER, FOLD BACK 3/4" ON BOTH ENDS OF THE STRIP. IF CUT 2" LONGER, FOLD BACK 1" ON BOTH ENDS. THIS WILL MAKE IT EASIER TO INSTALL THE STRIP.
3. WRAP ABRASIVE STRIP 1/2 WAY DOWN THE LENGTH OF THE DRUM WITH THE FOLDED ENDS INSERTED INTO THE CUT OUT SLOT.
4. INSERT DRUM STRIP LOCK AGAINST THE FOLDED ENDS OF THE ABRASIVE STRIP AND STRIP LOCK COMPLETELY ONTO THE DRUM.
5. INSERT THE SHORT END OF THE KEY INTO THE END OF THE STRIP LOCK AND TURN, 1/4 TURN SHOULD BIND THE ABRASIVE STRIP IN PLACE.




Bench Grinder



Wood Lathe



Drill Press



Electrical or Pneumatic Drill
MADE IN CHINA