

Weatherproof Security Camera

View on TV Screen

Instruction Manual

BS08



Black / White Camera with Night Vision

INTRODUCTION

This Weatherproof Security Closed Circuit TV Camera kit is designed to make installation as simple and quick as possible. However it is essential that the installer reads and fully understands the instructions and precautions contained in this manual before installing.

The Weatherproof Security Camera kit includes:

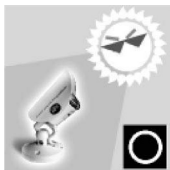
1. Ultra Mini Black & White Camera with Built-in Microphone and Mounting Bracket
2. 80 ft. Camera Cable
3. Power Supply Adapter (120 V~ input, 7.5 VDC / 300 mA output)
4. Hardware kit



TESTING BEFORE INSTALLATION

1. Test the camera before mounting it by connecting it and ensuring it operates correctly.
2. Also, determine the best location and angle for the camera.

WEATHERPROOF STANDARD: IP56




Note: Power adapter is NOT weatherproof.

CAUTION

1. Do not open the camera housing to prevent damage. Warranty is void if housing has been opened.
2. Disconnect power supply before installation.
3. Verify that installation surface has no hidden utility lines before drilling or driving screws.
4. Wear ANSI-approved safety goggles and heavy-duty work gloves during installation.
5. Power adapter is not weatherproof and must be used only indoors.


INSTALLATION



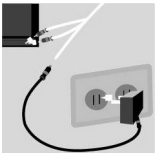
- a. Mount the camera on wall or ceiling using the supplied hardware.



- b. Connect the Camera phone jack to the Camera Cable.



- c. Connect the Yellow video plug to the yellow jack.
Connect the White audio plug to the white jack.



- d. Connect the Power Adapter to an indoor grounded 120 V~ outlet.
Connect the Power Adapter Cable to the Camera Cable.



- e. Turn on the TV and place in the AV or video mode. The Camera's view should appear on the screen.

SPECIFICATIONS

TV System	EIA	CCIR
Power Requirements	7.5 VDC, 300 mA	
Image	1/4" CMOS Sensor	
Effective Picture Element	320 (H) x 240 (V)	352 (H) x 288 (V)
Scanning System	2:1 Interlaced	
Sync. Frequency	H: 15750 Hz, V: 60 Hz	H: 15625 Hz, V: 50 Hz
Sync. System	Internal	
Resolution	350 TV Lines	400 TV Lines
S/N Ratio	More than 48 dB (AGC off)	
IR Night Vision	up to 10-12 ft. range	
Minimum Illuminance	0 Lux	
AGC	On	
AES	1/50~1/6000	
Lens	f=3.6 F=2.8	
Gamma Correction	0.45	
Microphone	Built-in	
Rainproof	IP56 (camera only, not power adapter)	
Audio Output	1.4V RMS (Output Impedance 18K Ohms)	
Video Output	Composite Video Signal: 1.0 Vp-p, 75 Ohms	
Operating Temperature	14° F ~ 122° F	
Operating Humidity	30% ~ 90%	
Camera Dimensions	Ø 1.97" x 3.6"	
Weight	3.1 oz. (including bracket)	



THIS PAPER IS
RECYCLABLE



**Weatherproof
Security Camera**

© 2001 All
Right Reserved