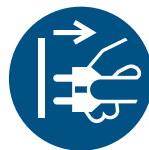


WIRE BRUSH SAFETY

During operation, brush filaments will break off due to wear and fly out from the brush with great force along with materials removed from the workpiece. This can cause serious injury for the operator and others in the work area (up to 50 feet or farther from the operation). To reduce the risk of serious injury from flying wires and debris, the operator and others in the area must wear safety goggles with side shields or face shield and protective clothing.

⚠️ WARNING



To prevent serious injury:

1. Do not use with tool rated higher than 12,500 RPM.
2. Wear ANSI-approved safety goggles or face shield, and heavy-duty work gloves during installation and use. Loose wires forcefully thrown during use.
3. Inspect before installing and every use; do not use if wires are loose, damaged, or worn. If wires come loose or are missing, discontinue use immediately and discard wheel.
4. Use as intended only. Use on tool with spindle that matches arbor and guards appropriate for wire wheels. Avoid applying heavy pressure to prevent wire breakage.
5. Disconnect tool from power before installing.
6. Keep away from children.

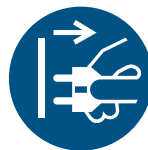
20i

⚠️ SAVE THESE WARNINGS

WIRE BRUSH SAFETY

During operation, brush filaments will break off due to wear and fly out from the brush with great force along with materials removed from the workpiece. This can cause serious injury for the operator and others in the work area (up to 50 feet or farther from the operation). To reduce the risk of serious injury from flying wires and debris, the operator and others in the area must wear safety goggles with side shields or face shield and protective clothing.

⚠ WARNING



To prevent serious injury:

1. Do not use with tool rated higher than 12,500 RPM.
2. Wear ANSI-approved safety goggles or face shield, and heavy-duty work gloves during installation and use. Loose wires forcefully thrown during use.
3. Inspect before installing and every use; do not use if wires are loose, damaged, or worn. If wires come loose or are missing, discontinue use immediately and discard wheel.
4. Use as intended only. Use on tool with spindle that matches arbor and guards appropriate for wire wheels. Avoid applying heavy pressure to prevent wire breakage.
5. Disconnect tool from power before installing.
6. Keep away from children.

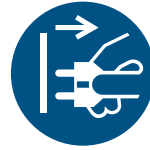
20h

⚠ SAVE THESE WARNINGS

WIRE BRUSH SAFETY

During operation, brush filaments will break off due to wear and fly out from the brush with great force along with materials removed from the workpiece. This can cause serious injury for the operator and others in the work area (up to 50 feet or farther from the operation). To reduce the risk of serious injury from flying wires and debris, the operator and others in the area must wear safety goggles with side shields or face shield and protective clothing.

⚠️ WARNING



To prevent serious injury:

1. Do not use with tool rated higher than 12,500 RPM.
2. Wear ANSI-approved safety goggles or face shield, and heavy-duty work gloves during installation and use. Loose wires forcefully thrown during use.
3. Inspect before installing and every use; do not use if wires are loose, damaged, or worn. If wires come loose or are missing, discontinue use immediately and discard wheel.
4. Use as intended only. Use on tool with spindle that matches arbor and guards appropriate for wire wheels. Avoid applying heavy pressure to prevent wire breakage.
5. Disconnect tool from power before installing.
6. Keep away from children.

17e

⚠️ SAVE THESE WARNINGS