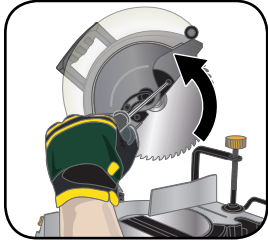


**CHICAGO  ELECTRIC<sup>®</sup>**  
**POWER TOOLS**

## **Blade Installation Guide**

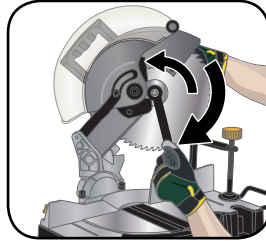
**for 56776 Miter Saw**

- 1 UNPLUG SAW AND  
RAISE CUTTING HEAD**




- 2 SWING GUARD OPEN  
AND REMOVE  
GUARD PLATE BOLT**

- 3 SWING GUARD  
PLATE OPEN**



- 4 HOLD IN SPINDLE LOCK  
ON BACK WHILE  
REMOVING ARBOR BOLT,  
(TURN CLOCKWISE –  
REVERSE THREAD)**



- 5 INSTALL 10" SAW BLADE  
WITH OUTER FLANGE  
POSITIONED AS SHOWN**