

2-IN-1 USB RECHARGEABLE CAMPING LANTERN & BUG ZAPPER

IMPORTANT SAFETY INSTRUCTIONS

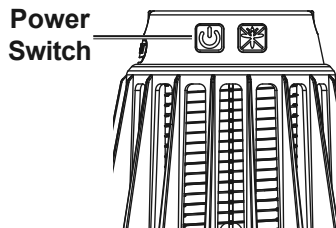
1. **NOT A TOY. Keep out of reach of children.**
2. Do not touch grid while Lantern is on.
3. Use as intended only. Do not modify.
4. Do not drop. Keep dry. Inspect before every use; do not use if parts loose or damaged.
5. **Li-Ion BATTERY MUST BE RECYCLED OR DISPOSED OF PROPERLY.**
Do not short, incinerate or open battery.

SPECIFICATIONS



Battery Type	3.7V / 2000mAh rechargeable Li-ion
Charging Time	3 hours approximately
Voltage Input	5V

OPERATING INSTRUCTIONS

1. Press Power Switch to power Lantern on. Press again for medium brightness, press a third time for maximum brightness. Press one more time to power Lantern off.
3. To charge the Lantern, plug micro-USB cable into USB charging port and plug other end into power source.



2. Press Zapper Switch to power bug zapping light on.



Battery Removal

1. Remove the three caps at the top of the Lantern, exposing the Screws underneath.
2. Remove three Screws.
3. Pull the top off the Lantern.
4. Disconnect the battery wire and remove the Battery.

Note: Refer to UPC 193175416391.

57519

Visit our website at: <http://www.harborfreight.com>
Email our technical support at: productsupport@harborfreight.com

20j