

Owner's Manual & Safety Instructions

Save This Manual Keep this manual for the safety warnings and precautions, assembly, operating, inspection, maintenance and cleaning procedures. Write the product's serial number in the back of the manual near the assembly diagram (or month and year of purchase if product has no number). Keep this manual and the receipt in a safe and dry place for future reference.

20k

Portable LED Camping Lantern with Fan



Visit our website at: <http://www.harborfreight.com>
Email our technical support at: productsupport@harborfreight.com

57896

When unpacking, make sure that the product is intact and undamaged. If any parts are missing or broken, please call 1-888-866-5797 as soon as possible.

Copyright© 2020 by Harbor Freight Tools®. All rights reserved.
No portion of this manual or any artwork contained herein may be reproduced in any shape or form without the express written consent of Harbor Freight Tools. Diagrams within this manual may not be drawn proportionally. Due to continuing improvements, actual product may differ slightly from the product described herein.
Tools required for assembly and service may not be included.

⚠ WARNING

Read this material before using this product.
Failure to do so can result in serious injury.
SAVE THIS MANUAL.

Specifications

LEDs	24 SMD LEDs (lantern) 1 COB LED (fan)
Fan Runtime	4 hr (High) 5 hr (Medium) 12 hr 30 min (Low)
Lantern Runtime	4 hr (High) 7 hr (Medium) 13 hr 30 min (Low)
Fan LED Runtime	9 hr (High) 18 hr (Medium) 35 hr (Low)
Combined Runtime (Fan and Lantern)	2 hr (High) 4 hr 30 min (Medium) 7 hr (Low)
Battery	3.7V / 4000 mAh Polymer Li Battery

IMPORTANT SAFETY INFORMATION

Use Precautions

1. This product is not a toy. Do not allow children to play with or near this item.
2. Use as intended only.
3. Inspect before every use; do not use if parts are loose or damaged.
4. Do not stare into beam or shine beam into eyes. May cause temporary or permanent damage to eyes.
5. Do not drop lantern.
6. Maintain product labels and nameplates. These carry important safety information. If unreadable or missing, contact Harbor Freight Tools for a replacement.

Operating Instructions



Read the **ENTIRE IMPORTANT SAFETY INFORMATION** section at the beginning of this document including all text under subheadings therein before set up or use of this product.

Changing Mode

1. To change lantern intensity, press the "Lantern" switch to switch between High, Medium, Low, and Off.
2. To change fan LED mode, press the "Lighting" switch to switch between 100%, 50%, 20%, and Off.
3. To change fan speed, press the "Fan" switch to switch between Low, Medium, High, and Off.

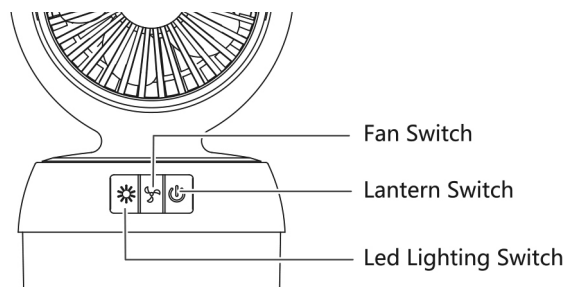


Figure A: Button Layout

Micro USB Input and USB Output

1. Move USB port cover. Note: The cover cannot be completely removed from the item.
2. Use micro USB cable to charge item.
3. Charging indicator will turn red while charging. Charging indicator will turn green after the item is fully charged.
4. After the product is fully charged, a mobile device can be charged via the larger USB Output port.

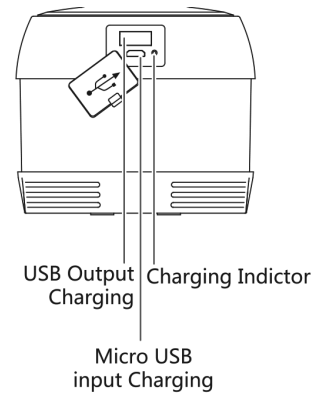


Figure B: Port Layout

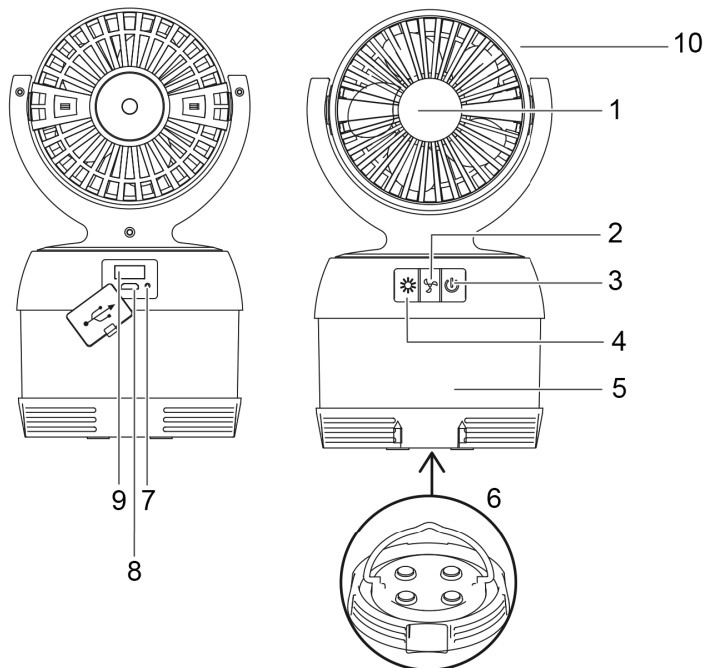
Battery Removal and Disposal

1. To remove the battery, remove the screws on bottom of the lantern.
2. Remove outer housing for the lantern; the battery is located in a center compartment of the lantern.
3. Remove the battery from the compartment and dispose of properly.

Parts List and Diagram

Part	Description	Qty
1	Fan LED	1
2	Fan Switch	1
3	Lantern Switch	1
4	Fan LED Lighting Switch	1
5	Lantern	1

Part	Description	Qty
6	Hanger	1
7	Charging LED Indicator	1
8	Micro USB Port	1
9	USB Port	1
10	Fan	1



Record Serial Number Here:

Note: If product has no serial number, record month and year of purchase instead.

Note: Some parts are listed and shown for illustration purposes only, and are not available individually as replacement parts. Specify UPC 193175425195 when ordering parts.

PLEASE READ THE FOLLOWING CAREFULLY

THE MANUFACTURER AND/OR DISTRIBUTOR HAS PROVIDED THE PARTS LIST AND ASSEMBLY DIAGRAM IN THIS DOCUMENT AS A REFERENCE TOOL ONLY. NEITHER THE MANUFACTURER OR DISTRIBUTOR MAKES ANY REPRESENTATION OR WARRANTY OF ANY KIND TO THE BUYER THAT HE OR SHE IS QUALIFIED TO MAKE ANY REPAIRS TO THE PRODUCT, OR THAT HE OR SHE IS QUALIFIED TO REPLACE ANY PARTS OF THE PRODUCT. IN FACT, THE MANUFACTURER AND/OR DISTRIBUTOR EXPRESSLY STATES THAT ALL REPAIRS AND PARTS REPLACEMENTS SHOULD BE UNDERTAKEN BY CERTIFIED AND LICENSED TECHNICIANS, AND NOT BY THE BUYER. THE BUYER ASSUMES ALL RISK AND LIABILITY ARISING OUT OF HIS OR HER REPAIRS TO THE ORIGINAL PRODUCT OR REPLACEMENT PARTS THERETO, OR ARISING OUT OF HIS OR HER INSTALLATION OF REPLACEMENT PARTS THERETO.

Limited 90 Day Warranty

Harbor Freight Tools Co. makes every effort to assure that its products meet high quality and durability standards, and warrants to the original purchaser that this product is free from defects in materials and workmanship for the period of 90 days from the date of purchase. This warranty does not apply to damage due directly or indirectly, to misuse, abuse, negligence or accidents, repairs or alterations outside our facilities, criminal activity, improper installation, normal wear and tear, or to lack of maintenance. We shall in no event be liable for death, injuries to persons or property, or for incidental, contingent, special or consequential damages arising from the use of our product. Some states do not allow the exclusion or limitation of incidental or consequential damages, so the above limitation of exclusion may not apply to you. THIS WARRANTY IS EXPRESSLY IN LIEU OF ALL OTHER WARRANTIES, EXPRESS OR IMPLIED, INCLUDING THE WARRANTIES OF MERCHANTABILITY AND FITNESS.

To take advantage of this warranty, the product or part must be returned to us with transportation charges prepaid. Proof of purchase date and an explanation of the complaint must accompany the merchandise. If our inspection verifies the defect, we will either repair or replace the product at our election or we may elect to refund the purchase price if we cannot readily and quickly provide you with a replacement. We will return repaired products at our expense, but if we determine there is no defect, or that the defect resulted from causes not within the scope of our warranty, then you must bear the cost of returning the product.

This warranty gives you specific legal rights and you may also have other rights which vary from state to state.