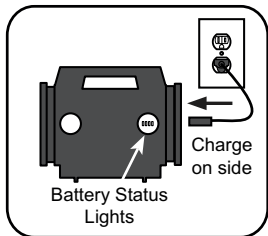


CEN-TECH

750^{PEAK} AMPS

JUMP STARTER

IMPORTANT
YOU MUST CHARGE
COMPLETELY BEFORE FIRST
USE, AFTER EVERY JUMP
START, AND EVERY 30 DAYS



DO NOT EXCEED CHARGE TIME.

Approximate AC Charge Time

Up to 12 hours

MAINTAIN THE BATTERY!

Fully Recharge:

- If the green Battery Status lights are not on
- After Each Jump-Start
- Once a Month

Failure to maintain the battery will void the warranty.

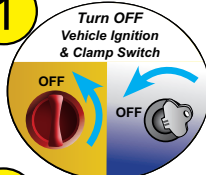
Jump-Starting a Vehicle

⚠WARNING

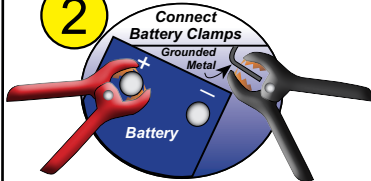
To prevent serious injury:

1. Do not touch positive and negative battery clamps together.
2. Do not connect to the negative terminal of the battery.

1

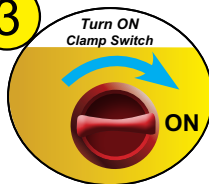


2



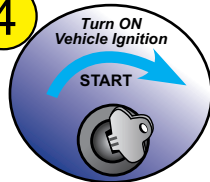
CONNECT RED POSITIVE CLAMP FIRST, THEN CONNECT BLACK NEGATIVE CLAMP TO A NON-MOVING METAL PART OF THE VEHICLE.

3



QUICK START GUIDE

4



After the vehicle is started:

1. Turn OFF the Clamp Switch.
2. Remove the Black Negative Clamp.
3. Remove the Red Positive Clamp.

⚠WARNING

This Quick Start Guide is not intended to replace the Owner's Manual & Safety Instructions. Read all safety warnings and instructions therein to ensure proper usage and to avoid personal injury.