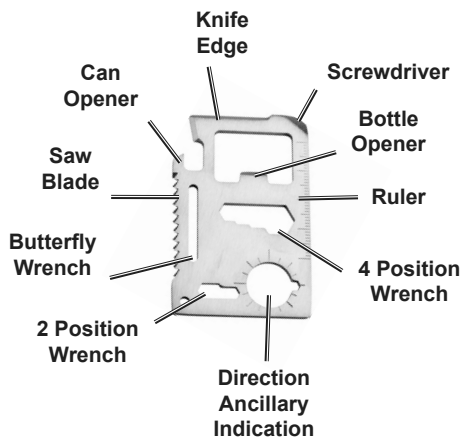


IMPORTANT SAFETY INFORMATION


1. Avoid survival situations whenever possible.
2. Do not use paracord for lifting human weight, overhead lifting, or aircraft purposes. Do not exceed 220 lb working capacity. Do not use if frayed, worn or damaged.
3. People with pacemakers should consult their physician(s) before use. Electromagnetic fields in close proximity to heart pacemaker could cause pacemaker interference or pacemaker failure.
4. Only use fire starter in area designed specifically for fires. Check local regulations regarding fire and campfires. Do not stare at initial bright white flame. If using different blade with starter, use blade, not back edge, to prevent injury from blade closing.
5. Do not inhale through pocket bellows or put directly over fire.
6. Keep fingers away from sharp edge when pulling cover off Saber Card or Multi-Use Spork.
7. Do not use knife as hammer, chisel, or pry bar. Store knife in sheath out of children's reach.
8. Wear ANSI-approved safety goggles and heavy-duty work gloves during use.
9. Use as intended only.
10. Inspect before every use; do not use if damaged.
11. Keep away from children.
12. Keep a safe distance when using glass breaker. Clear away glass from a safe distance with a long solid object.

Accessories

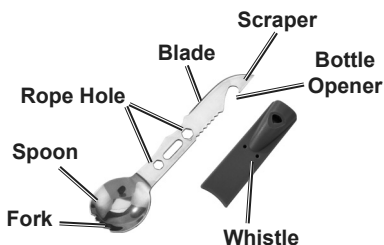
Saber Card - Use Direction Ancillary Indication as a compass indicator. Area is magnetized. Place tool on floating object in water and notch faces magnetic north. Hang from fishing line, notch faces magnetic north.



Survival Knife - Use folding blade to cut. Use emergency Cutter to cut rope or seat belts. Use bottom of handle for Glass Breaker.



7-In-1 Multi-Use Spork - Use Rope Hole to make spear.



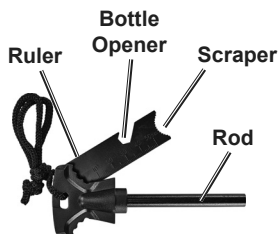
SAVE THESE INSTRUCTIONS

For technical questions, please call 1-888-866-5797.

Flashlight - Switch to low or high light by sliding Flashlight in and out near lens. Uses one AA battery (included).



Fire Starter - Collect tinder (twigs, paper, dry grass, etc.) and wood into a pile nearby. Scratch off rod coating. Use paper, cardboard or a big leaf to collect rod shavings. Use Scraper to shave off rod pieces in one pile. Scrape the attached Ruler or Scraper quickly along rod to create spark and ignite shavings. Add tinder, then wood to build and maintain fire.



Pocket Bellows - Fully extend the pipe. Blow air into the fire with smaller pipe facing the fire.



Wire Saw - Use as a bow saw with a branch longer than the wire or use as a stand alone wire saw using rings as grips.



Record Serial Number Here:

Note: If product has no serial number, record month and year of purchase instead.

Note: Some parts are listed and shown for illustration purposes only, and are not available individually as replacement parts. Reference UPC 193175479105.

Water Bottle Buckle Clip - Undo Buckle. Place Clip on bottle neck. Connect Buckle to carry bottle.



Emergency Blanket - Metallic surface of blanket traps and reflects body heat for warmth. Use for weather protection, cover, groundsheet or shade.



Fishing Tools - Includes fish wire, hook and lure.



Survival Bracelet - Unbuckle bracelet to expose rod. Collect tinder (twigs, paper, dry grass, etc.) and wood into a pile nearby. Scratch off rod coating. Use paper, cardboard or a big leaf to collect rod shavings. Use Scraper to shave off rod pieces in one pile. Scrape the attached Fire Starter quickly along rod to create spark and ignite shavings. Add tinder, then wood to build and maintain fire. Remove Paracord from bracelet to use as a rope.



Tactical Pen - Use ball point to write. Use metal tip above clip to break glass. Use clip to secure on clothing.



SAVE THESE INSTRUCTIONS