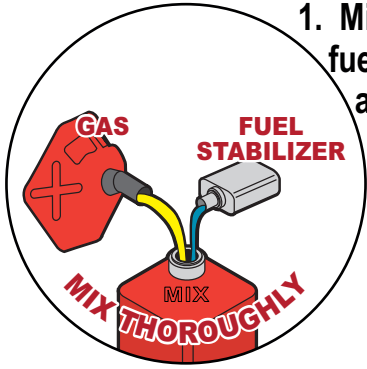
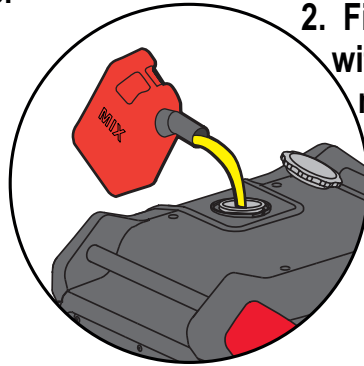


PREDATOR® SETUP GUIDE

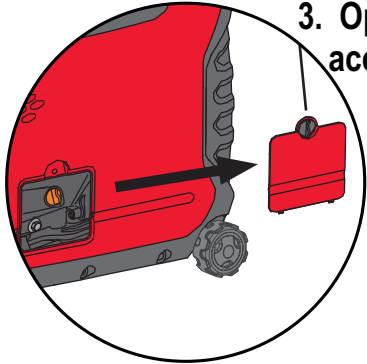
1. Mix gas and fuel stabilizer according to fuel stabilizer's instructions.



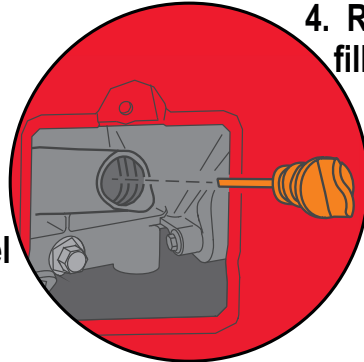
2. Fill gas tank with gas mixture.



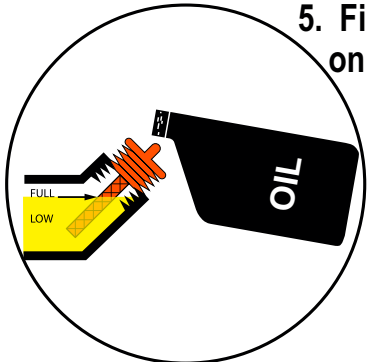
3. Open oil fill access door.



4. Remove oil fill plug.



5. Fill to full level on dipstick.



PREDATOR®



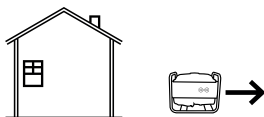
BEFORE USING: Position generator outside and unplug all electrical loads

⚠ DANGER

Using a generator indoors **CAN KILL YOU IN MINUTES**.
Generator exhaust contains carbon monoxide. This is
a poison you cannot see or smell.




NEVER use inside a home
or garage, **EVEN IF** doors
and windows are open.



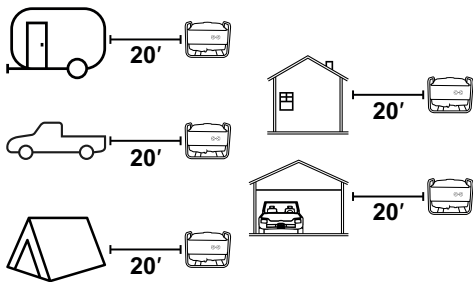
Only use **OUTSIDE** and
far away from windows,
doors, and vents.

⚠ DANGER

Do not use in
trailers, truck
beds, or tents.



Use at least 20 feet away from
people, animals, and structures
with exhaust pointed away.



⚠ WARNING

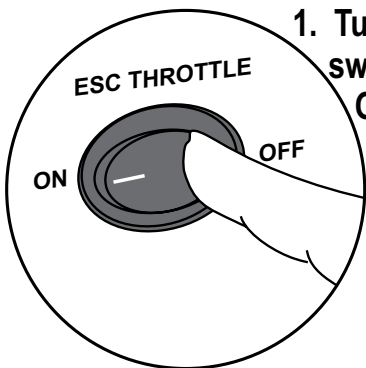
To prevent serious injury, read manual before set up and/or use.

SAVE THIS GUIDE – DO NOT THROW AWAY!

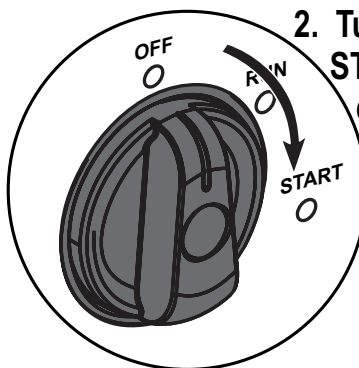
PREDATOR®

START GUIDE

**Check oil level
and air filter
before starting!**



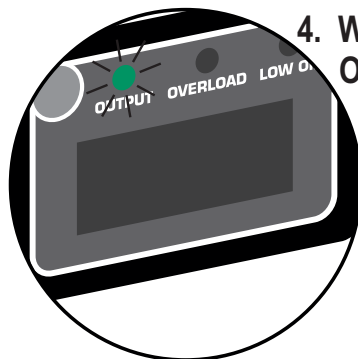
1. Turn economy switch (ESC) OFF.



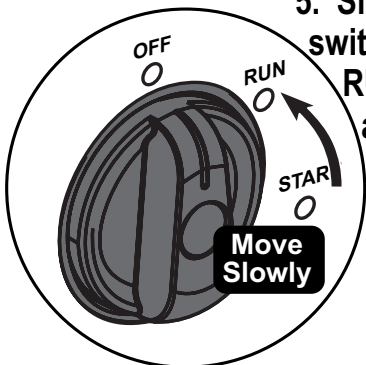
2. Turn switch to **START** for cold engine.
or
Turn to **RUN** for warm engine.



3. Push Start for up to 3 seconds.
or
Pull starter handle.



4. Wait for **OUTPUT** light.

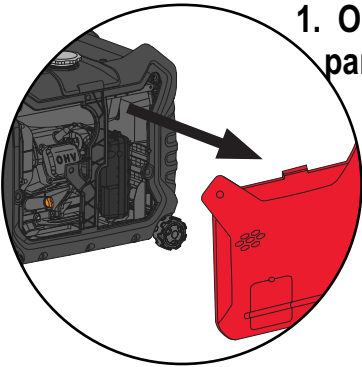


5. Slowly turn switch to **RUN** before attaching loads.

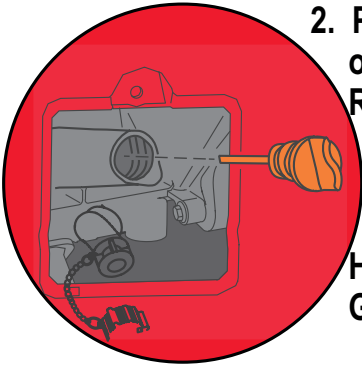
SAVE THIS GUIDE – DO NOT THROW AWAY!

PREDATOR[®]

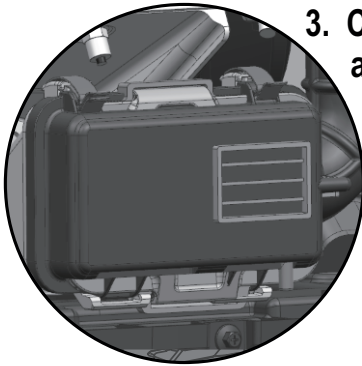
SERVICE GUIDE



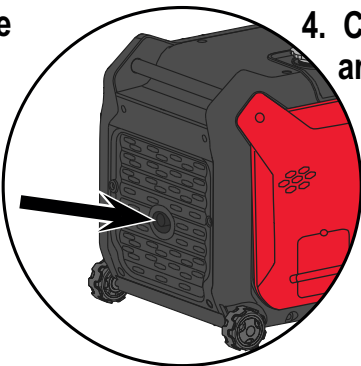
1. Open access panel on side.



2. Pull the Oil Drain Hose out of the Generator. Remove the Oil Drain Cap. Drain Oil. Replace the Oil Drain Cap. Put the Oil Drain Hose back into the Generator and fill oil.



3. Clean/replace air filter.



4. Clean spark arrestor.

See manual for full maintenance information.

Maintenance Schedule	FREQUENCY		
	3 mo./ 50 hr.	6 mo./ 100 hr.	yearly/ 300 hr.
Clean/replace air filter	✓		
1. Change engine oil 2. Check and clean spark plug 3. Check and clean spark arrestor		✓	
1. Check idle speed and valve clearance 2. Clean fuel tank, strainer, and carb. 3. Clean combustion chamber			✓

SAVE THIS GUIDE – DO NOT THROW AWAY!