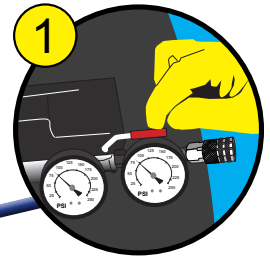
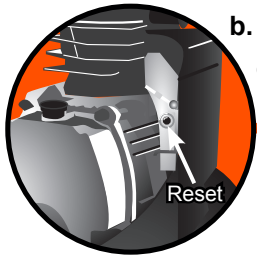


# air compressor start up guide

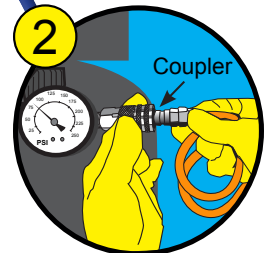
If Compressor does NOT start:

- a. Turn Switch OFF.
- b. Press Reset Button.
- c. Turn Switch ON.



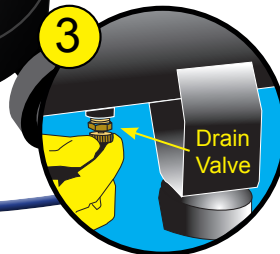
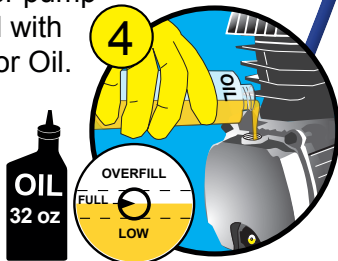
Turn Switch OFF to release any remaining pressure.

Plug cord into 120 VAC outlet and turn Switch ON.



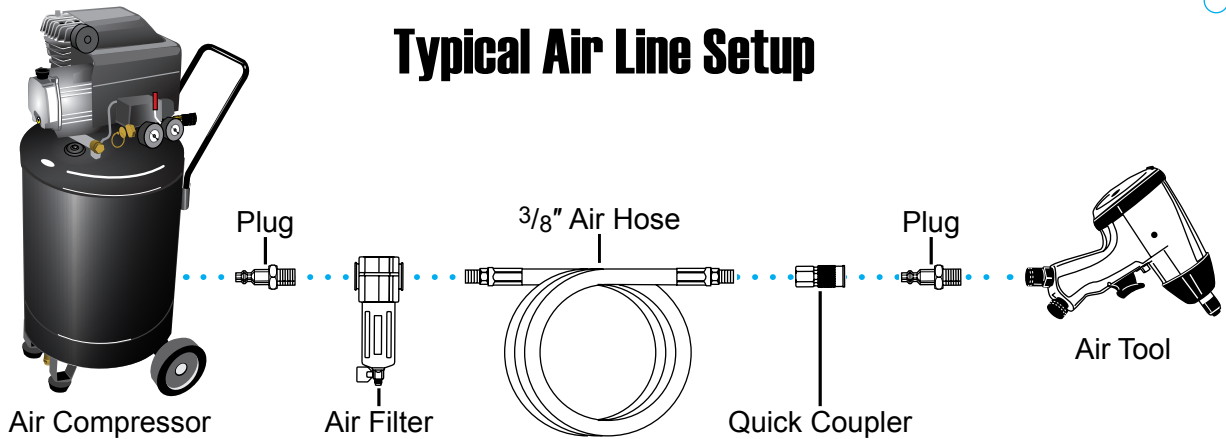
Connect air line to Coupler.

Fill compressor pump to proper level with Air Compressor Oil.  
(Oil sold separately)



Close Drain Valve at bottom of tank.

# Typical Air Line Setup



**Thread seal tape is recommended for all threaded connections.**

## Recommended Accessories

- 3/8" Air Hose
- 1/4" Accessory Kit
- Inline Air Filter

**Use of an extension cord is not recommended.**