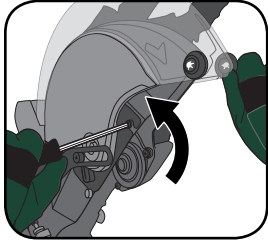


CHICAGO  **ELECTRIC**[®]
POWER TOOLS

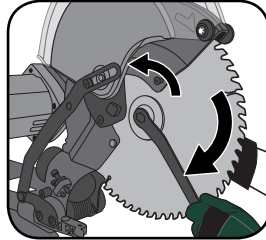
Blade Installation Guide for 61969 Miter Saw

- 1** UNPLUG SAW AND
RAISE CUTTING HEAD




- 2** SWING GUARD OPEN
AND REMOVE
GUARD PLATE BOLT

- 3** SWING GUARD
PLATE OPEN



- 4** HOLD IN SPINDLE LOCK
ON BACK WHILE
REMOVING ARBOR BOLT,
(TURN CLOCKWISE –
REVERSE THREAD)



- 5** INSTALL 12" SAW BLADE
WITH OUTER FLANGE
POSITIONED AS SHOWN