


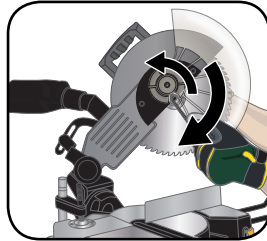
CHICAGO  ELECTRIC[®]
POWER TOOLS

Blade Installation Guide
for 61971 Miter Saw

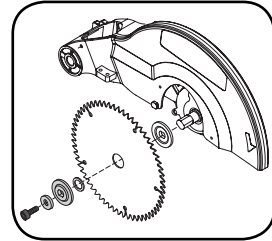
- 1** UNPLUG SAW AND
RAISE CUTTING HEAD



- 2** SWING GUARD OPEN
UNTIL NOTCH ALIGNS
WITH ARBOR BOLT



- 3** HOLD IN SPINDLE LOCK
ON BACK WHILE
REMOVING ARBOR BOLT,
(TURN CLOCKWISE –
REVERSE THREAD)



- 4** INSTALL 10" SAW BLADE
WITH OUTER FLANGE
POSITIONED AS SHOWN