


Owner's Manual & Safety Instructions

Save This Manual Keep this manual for the safety warnings and precautions, assembly, operating, inspection, maintenance and cleaning procedures. Write the product's serial number in the back of the manual near the assembly diagram (or month and year of purchase if product has no number). Keep this manual and the receipt in a safe and dry place for future reference.

PITTSBURGH[®] AUTOMOTIVE

6" Digital Caliper

ITEM 62569



Visit our website at: <http://www.harborfreight.com>

REV 14I

Email our technical support at: productsupport@harborfreight.com

When unpacking, make sure that the product is intact and undamaged. If any parts are missing or broken, please call 1-888-866-5797 as soon as possible.

Copyright © 2014 by Harbor Freight Tools®. All rights reserved.

No portion of this manual or any artwork contained herein may be reproduced in any shape or form without the express written consent of Harbor Freight Tools. Diagrams within this manual may not be drawn proportionally. Due to continuing improvements, actual product may differ slightly from the product described herein. Tools required for assembly and service may not be included.

⚠ WARNING

Read this material before using this product. Failure to do so can result in serious injury. SAVE THIS MANUAL.

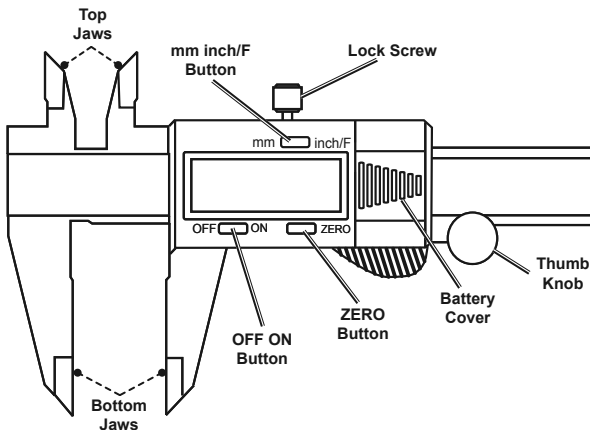
Specifications

Display Units	Inches (Decimals), Inches (Fractions), & Millimeters
Accuracy	± 0.001 " (0.025mm)
Resolution	0.0005", 1/128", 0.01mm
Power Supply	LR44 Button Battery (Included)

Important Safety Information

- CONTAINS BUTTON BATTERY.**
Keep out of your child's reach.
Discard button batteries carefully.
Do not allow children to play with devices that contain button batteries.
This product is not a toy.
- Wear ANSI-approved safety goggles during use.
- Keep work area clean and well lit.
- Do not operate when tired or when under the influence of alcohol, drugs or medication.
- Use as intended only.
- Inspect before every use; do not use if parts are loose or damaged.
- Maintain product labels and nameplates. These carry important safety information. If unreadable or missing, contact Harbor Freight Tools for a replacement.

Components and Controls

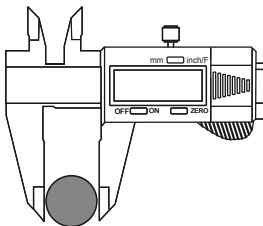


Record Product's Serial Number Here: _____

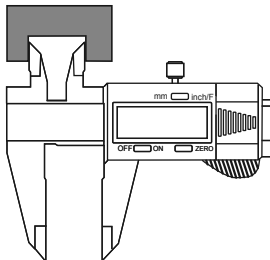
Note: If product has no serial number, record month and year of purchase instead.

Instructions

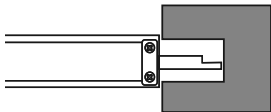
1. Press **OFF ON Button**, or move the Jaws to automatically turn caliper on.
 2. To toggle measurement between millimeter, inches and fractions, press **mm inch/F Button**.
- Note:** When the unit is turned on, the most recent measurement will be displayed.
3. Turn **Thumb Knob** to close the Jaws, then press **ZERO Button** to set display to 0.
 4. To measure outside of object, set the Bottom Jaws outside object being measured. Slide the Jaws together until they gently contact the object.
 5. To measure inside of object, set the top Jaws inside object being measured. Spread Jaws apart until they gently contact the object.
 6. When finished, press **OFF ON Button** to turn off caliper. The unit will also automatically shut off if left idle.
 7. To replace battery, slide open battery compartment, remove old battery, install new battery positive (flat) side up, then slide Battery Cover back into place.
- Note:** Replacement parts are not available.



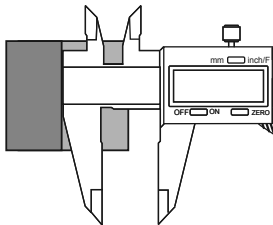
Outside Measurement



Inside Measurement



Depth Measurement



Step Measurement

Limited 90 Day Warranty

Harbor Freight Tools Co. makes every effort to assure that its products meet high quality and durability standards, and warrants to the original purchaser that this product is free from defects in materials and workmanship for the period of 90 days from the date of purchase. This warranty does not apply to damage due directly or indirectly, to misuse, abuse, negligence or accidents, repairs or alterations outside our facilities, criminal activity, improper installation, normal wear and tear, or to lack of maintenance. We shall in no event be liable for death, injuries to persons or property, or for incidental, contingent, special or consequential damages arising from the use of our product. Some states do not allow the exclusion or limitation of incidental or consequential damages, so the above limitation of exclusion may not apply to you. THIS WARRANTY IS EXPRESSLY IN LIEU OF ALL OTHER WARRANTIES, EXPRESS OR IMPLIED, INCLUDING THE WARRANTIES OF MERCHANTABILITY AND FITNESS.

To take advantage of this warranty, the product or part must be returned to us with transportation charges prepaid. Proof of purchase date and an explanation of the complaint must accompany the merchandise. If our inspection verifies the defect, we will either repair or replace the product at our election or we may elect to refund the purchase price if we cannot readily and quickly provide you with a replacement. We will return repaired products at our expense, but if we determine there is no defect, or that the defect resulted from causes not within the scope of our warranty, then you must bear the cost of returning the product.

This warranty gives you specific legal rights and you may also have other rights which vary from state to state.

PITTSBURGH AUTOMOTIVE

3491 Mission Oaks Blvd. • PO Box 6009 • Camarillo, CA 93011 • 1-888-866-5797