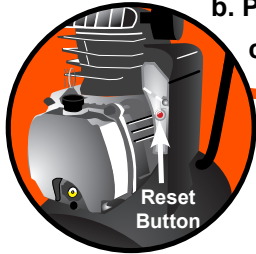


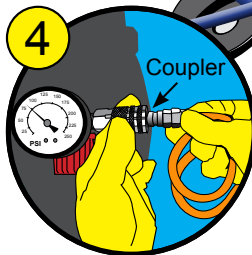
air compressor start up guide

If Compressor does NOT start:

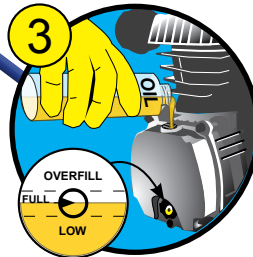
- a. Turn Switch OFF.
- b. Press Reset Button.
- c. Turn Switch ON.



Plug cord into
120 VAC outlet and
turn Switch ON.



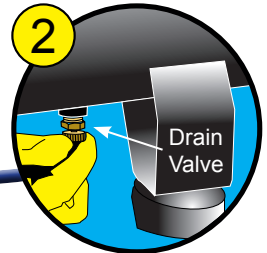
Connect air line to
Coupler.



Fill compressor
pump to proper
level with Air
Compressor Oil.
(Oil sold separately)

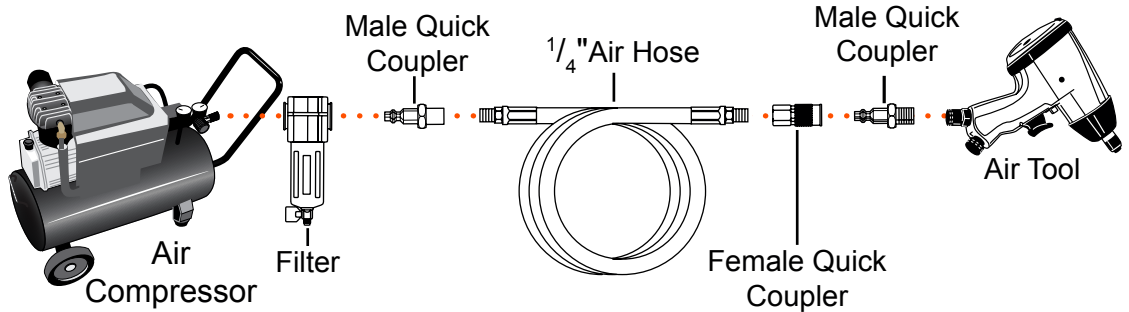


Turn Switch off
to release any
remaining pressure.



Close Drain Valve at
bottom of tank.

Typical Air Line Setup



Recommended Accessories

- 1/4" Air Hose
- Set of 1/4" Male and Female Quick Couplers
- Inline Desiccant Dryer/Filter or Water Filter