

# Owner's Manual & Safety Instructions

**Save This Manual** Keep this manual for the safety warnings and precautions, assembly, operating, inspection, maintenance and cleaning procedures. Write the product's serial number in the back of the manual near the assembly diagram (or month and year of purchase if product has no number). Keep this manual and the receipt in a safe and dry place for future reference.

22a

**MADDOX**<sup>®</sup>  
SUPERIOR AUTOMOTIVE TOOLS

MC21-1

## 21 PC. Front Wheel Drive Bearing Remover & Installer Kit



Visit our website at: <http://www.harborfreight.com>  
Email our technical support at: [productsupport@harborfreight.com](mailto:productsupport@harborfreight.com)

63728

When unpacking, make sure that the product is intact and undamaged. If any parts are missing or broken, please call 1-888-866-5797 as soon as possible.

Copyright© 2021 by Harbor Freight Tools®. All rights reserved.  
No portion of this manual or any artwork contained herein may be reproduced in any shape or form without the express written consent of Harbor Freight Tools. Diagrams within this manual may not be drawn proportionally. Due to continuing improvements, actual product may differ slightly from the product described herein.  
Tools required for assembly and service may not be included.

### **⚠ WARNING**


**Read this material before using this product.  
Failure to do so can result in serious injury.  
SAVE THIS MANUAL.**

## Specifications

Bushing Range (Outside Diameter)	2.17 in., 2.32 in., 2.48 in., 2.62 in., 2.76 in., 2.81 in., 2.87 in., 2.89 in., 2.95 in., 3.05 in., 3.21 in., 3.27 in., 3.48 in.
Sleeve Size (O.D.=Outer Diameter)	3 in. O.D. x 2.56 in. Long 3.4 in. O.D. x 2.56 in. Long 3.6 in. O.D. x 2.56 in. Long 4 in. O.D. x 2.56 in. Long
Sleeve Plate Size	3.4 in. x 2.72 in. Step 4 in. x 3.2 in. Step
Bolt Size	7/8 in.
Nut Size	2.36 in. Long x 0.875 in. Diameter

## IMPORTANT SAFETY INFORMATION

### Use Precautions

- Support vehicle securely on lift or jack stands before service.
- Thoroughly inspect and test serviced components after use of this set and before using the vehicle.
- Wear ANSI-approved safety goggles and heavy-duty work gloves during use.
- Inspect before every use; do not use if parts loose or damaged.
- Use as intended only.
- Read service manual for vehicle before set up and/or use.
- Keep away from children. Do not allow children to play with item. Contains small parts.
- Maintain product labels and nameplates. These carry important safety information. If unreadable or missing, contact Harbor Freight Tools for a replacement.
- Keep children and bystanders away while operating.** Distractions can cause you to lose control.
- 
**Wear ANSI-approved safety goggles, NIOSH-approved dust mask/respirator, and heavy-duty work gloves during use and service.**
- Use according to instructions in vehicle service manual.
- Keep work area clean and well lit. Cluttered or dark areas invite accidents.
- Stay alert and use common sense when operating. Do not use when tired or under the influence of drugs, alcohol or medication.
- Dress properly. Do not wear loose clothing or jewelry. Keep your hair, clothing and gloves away from moving parts. Loose clothes, jewelry or long hair can be caught in moving parts.
- This product is not a toy. Keep it out of reach of children.
- Use the correct product for the correct vehicle. The correct product will do the job better and safer at the rate for which it was designed. Do not modify this product or use it for a purpose for which it is not intended.
- Check for misalignment or binding of moving parts, breakage of parts and any other condition that may affect the product's operation. If damaged, have the product repaired before use.
- Read and understand all instructions and safety precautions as outlined in the manufacturer's manual for the vehicle you are servicing.
- The warnings, precautions, and instructions discussed in this instruction manual cannot cover all possible conditions and situations that may occur. It must be understood by the operator that common sense and caution are factors which cannot be built into this product, but must be supplied by the operator.

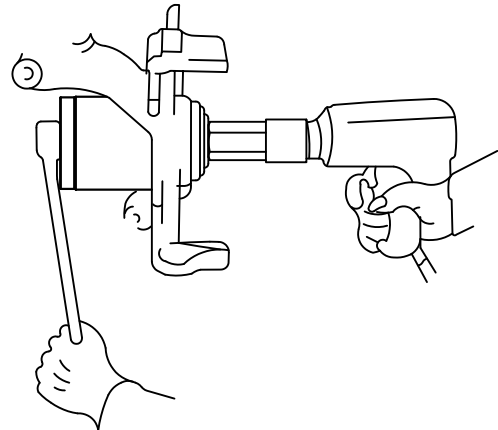
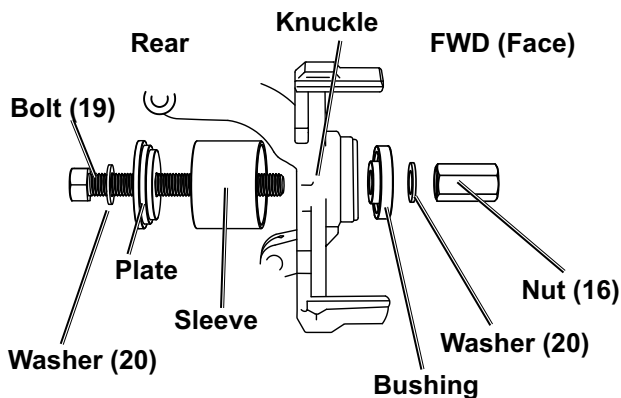
## Operating Instructions



Read the **ENTIRE IMPORTANT SAFETY INFORMATION** section at the beginning of this document including all text under subheadings therein before set up or use of this product.

### Bearing Removal From Rear of Knuckle

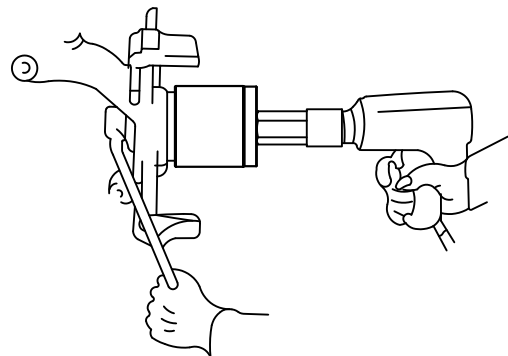
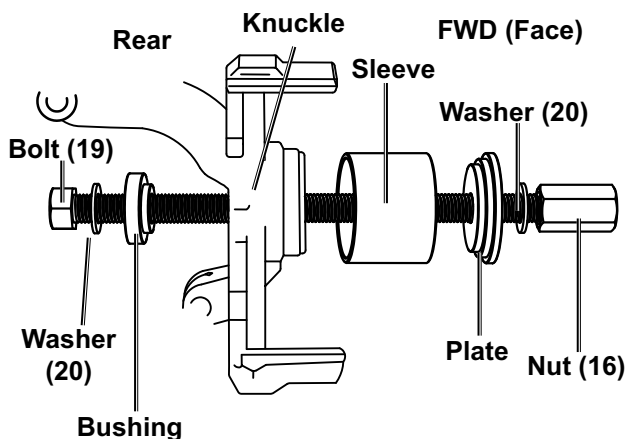
1. Choose an appropriate sized Plate (001 or 002), Sleeve (14, 15, 17, 18 ) and Bushing (1-13) for your vehicle. Sleeve should be larger than the diameter of the bearing and the Plate should be a snug fit into the sleeve. Bushing should be slightly smaller than the diameter of the bearing.
2. Use Bolt (19), two Washers (20), Nut (16). With an appropriately sized Sleeve, Bushing and Plate to construct the removal assembly.
3. Place Sleeve, Plate, Washer and Bolt head at the rear of knuckle with Bushing, Washer and Nut at the face of knuckle.
4. Hold Bolt head with wrench (not included) and turn Nut to force the bearing out of the knuckle.



5. Remove assembly and bearing from knuckle.

### Bearing Removal From Face of Knuckle

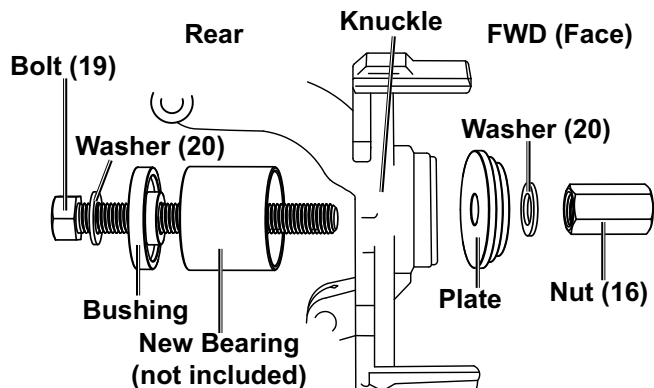
1. Choose an appropriate sized Plate (001 or 002), Sleeve (14, 15, 17, 18 ) and Bushing (1-13) for your vehicle. Sleeve should be larger than the diameter of the bearing and the Plate should be a snug fit into the sleeve. Bushing should be slightly smaller than the diameter of the bearing.
2. Use Bolt (19), two Washers (20), Nut (16). With an appropriately sized Sleeve, Bushing and Plate to construct the removal assembly.
3. Place Sleeve, Plate, Washer and Nut at the face of knuckle with Bushing, Washer and Bolt head at the rear of knuckle.
4. Hold Bolt head with wrench (not included) and turn Nut to force the bearing out of the knuckle.



5. Remove assembly and bearing from knuckle.

## Bearing Installation from Rear of Knuckle

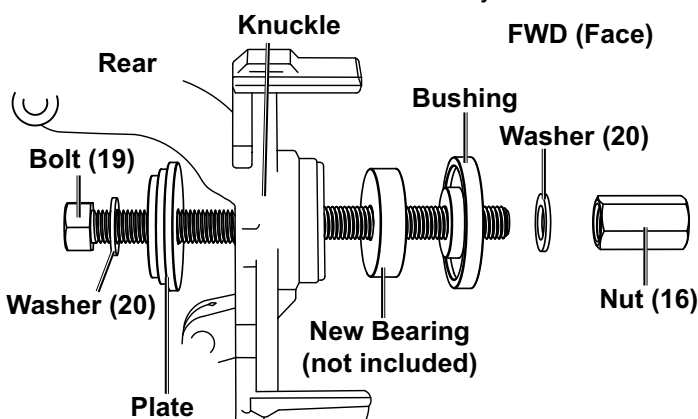
1. Choose an appropriate sized Plate (001 or 002) and Bushing (1-13).
2. Use Bolt (19), two Washers (20) and Nut (16). With an appropriately sized Bushing and Plate to construct the installation assembly.



3. Clean inside of knuckle.
4. Place Washer, Bushing and New Bearing (not included) onto Bolt.
5. Place Bolt, Washer, Bushing and New Bearing assembly into rear of knuckle, ensure New Bearing will be installed in the correct position.
6. Place Plate onto Bolt end with larger flat side against knuckle.
7. Place Washer and Nut onto Bolt end.
8. Hold Bolt head with wrench (not included) and turn Nut to set New Bearing into knuckle.
9. Remove assembly from knuckle.

## Bearing Installation From Face of Knuckle

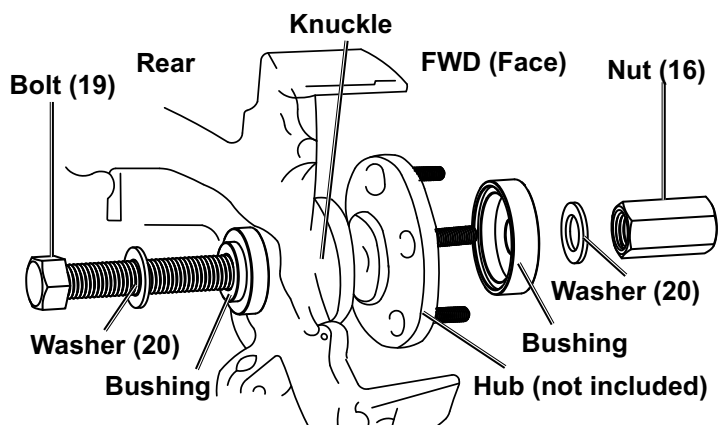
1. Choose an appropriate sized Plate (001 or 002) and Bushing (1-13).
2. Use Bolt (19), two Washers (20) and Nut (16). With an appropriately sized Bushing and Plate to construct the installation assembly.



3. Clean inside of knuckle.
4. Place Washer and Plate onto Bolt, ensure larger flat side of Plate is facing away from Bolt head.
5. Place Bolt, Washer and Plate assembly into rear of knuckle.
6. Place New Bearing (not included), Bushing, Washer and Nut onto Bolt end, ensure New Bearing will be installed in the correct position.
7. Hold Bolt head with wrench (not included) and turn Nut to set New Bearing into knuckle.
8. Remove assembly from knuckle.

## Hub Installation

1. Choose two appropriate sized Bushings for hub installation. Refer to Application Chart on page 5-11.
2. Use the Bolt (19), two Washers (20), Nut (16) and two Bushings to set up hub installation assembly.
3. Hold Bolt head with wrench (not included) and turn Nut to set hub into place.
4. Remove assembly from housing.



## Application Chart

Use application chart to determine appropriate sized bushings, plates, and sleeves for your vehicle.

**Note:** Numbers below are identified in the Parts List and Diagram on page 14 and page 15.

**Key: NA:** Tapered bearing and race, replace hub assembly, shop press required or your application has solid rear axle. **01\*:** MAY or MAY NOT be undersized for your application.

Make	Model	Year	Fr. Remove	Fr. Install	Hub Install	R. Remove	R. Install	R. Hub Install
Acura	CL 2.2L	1996-1997	13, B, 14	B, 04	07, 13	NA	NA	NA
	CL 2.3L	1998-1999	13, B, 14	B, 04	07, 13	NA	NA	NA
	CL 3.0L	1995-1999	13, B, 15	B, 04	07, 13	NA	NA	NA
	CL 3.2L	2001-2003	13, B, 14	B, 02	07, 13	NA	NA	NA
	Integra	1986-1989	11, A, 17	B, 06	07, 13	NA	NA	NA
	Integra	1990-1993	13, B, 14	B, 04	07, 13	NA	NA	NA
	Integra	1996-2001	13, B, 15	B, 01	07, 13	NA	NA	NA
	Legend	1988-1990	13, B, 14	B, 01	07, 13	NA	NA	NA
	MDX	2001-2006	13, B, 14	B, 02	07, 13	05, B, 14	B, 02	02, 08
	MDX	2007-2013	NA	NA	NA	05, B, 14	B, 02	02, 08
	NSX	1991-2003	13, B, 15	B, 04	07, 13	NA	NA	NA
	RDX	2007-2012	14, B, 02	B, 01	02, 04	NA	NA	NA
	RL 3.5L	1996-2004	13, B, 14	B, 02	07, 13	NA	NA	NA
	RSX	2002-2006	13, B, 14	B, 02	07, 13	NA	NA	NA
	TL 3.2L	1996-2003	13, B, 14	B, 02	07, 13	NA	NA	NA
	TL 3.2L	2004-2008	13, B, 14	B, 03	07, 11	NA	NA	NA
	TL 3.5L	2007-2008	13, B, 14	B, 01	07, 11	NA	NA	NA
	TL 3.5L	2009-2014	14, B, 06	B, 01	06, 07	NA	NA	NA
	TL 3.7L	2009-2014	14, B, 06	B, 01	06, 07	NA	NA	NA
	TSX	2004-2008	13, B, 14	B, 03	07, 11	NA	NA	NA
TSX	2009-2014	14, B, 06	B, 01	06, 07	NA	NA	NA	
Vigor	1992-1994	13, B, 14	B, 01	07, 13	NA	NA	NA	
Audi	A4	1996-2003	13, B, 14	B, 03	07, 13	NA	NA	NA
	A4 Quattro	1996-1998	13, B, 14	B, 03	07, 13	NA	NA	NA
	A4 Quattro	1998-2001	13, B, 14	B, 03	07, 13	NA	NA	NA
	A6	1996-1997	13, B, 14	B, 03	07, 13	NA	NA	NA
	A6	1998-2001	13, B, 14	B, 03	07, 13	NA	NA	NA
	A6 Quattro	1996-2001	13, B, 14	B, 03	07, 13	NA	NA	NA
	A8	1997-1999	13, B, 14	B, 03	07, 13	NA	NA	NA
	A8 Quattro	1992-2004	13, B, 14	B, 03	07, 13	NA	NA	NA
	Allroad	2001-2005	13, B, 14	B, 03	07, 13	NA	NA	NA
	Q7	2007-2010	10, B, 14	B, 01*	B, 02	10, B, 14	B, 01*	B, 02
	S4 V8 Quattro	1992-1994	13, B, 14	B, 03	07, 13	NA	NA	NA
	S6	1996-1997	13, B, 14	B, 03	07, 13	NA	NA	NA
	80/90 Series Quattro (Coupe)	1988-1994	13, A, 17	B, 08	07, 13	NA	NA	NA
5000 Quattro	1980-1986	13, A, 17	B, 08	07, 13	NA	NA	NA	
BMW	128i	2008-2011	NA	NA	NA	13, B, 14	A, 06	01, 11
	135i	2008-2010	NA	NA	NA	13, B, 14	A, 06	01, 11
	318i	1996-1998	NA	NA	NA	13, B, 14	A, 06	01, 11
	318is	1996-1997	NA	NA	NA	13, B, 14	A, 06	01, 11
	318ti	1996-1999	NA	NA	NA	13, B, 14	A, 06	01, 11
	323ci	2000	NA	NA	NA	13, B, 14	A, 06	01, 11
	323i	1998-2000	NA	NA	NA	13, B, 14	A, 06	01, 11
	323is	1998-1999	NA	NA	NA	13, B, 14	A, 06	01, 11
	325ci	2001-2006	NA	NA	NA	13, B, 14	A, 06	01, 11
	325i	1996-2006	NA	NA	NA	13, B, 14	A, 06	01, 11
	325xi	2001-2006	13, B, 14	B, 02	01, 13	05, B, 14	01, 02	01, 05
	328ci	2000	NA	NA	NA	13, B, 14	A, 06	01, 11
	328i	1996-2013	NA	NA	NA	13, B, 14	A, 06	01, 11
	328is	1996-1999	NA	NA	NA	13, B, 14	A, 06	01, 11
	328xi	2007-2013	13, B, 14	B, 02	01, 13	05, B, 14	01, 02	01, 05
	330ci	2001-2006	13, B, 14	B, 02	01, 13	05, B, 14	01, 02	01, 05
	330i	2001-2006	NA	NA	NA	05, B, 14	01, 02	01, 05

# Application Chart

Use application chart to determine appropriate sized bushings, plates, and sleeves for your vehicle.

**Note:** Numbers below are identified in the Parts List and Diagram on page 14 and page 15.

**Key:** NA: Tapered bearing and race, replace hub assembly, shop press required or your application has solid rear axle. 01\*: MAY or MAY NOT be undersized for your application.

Make	Model	Year	Fr. Remove	Fr. Install	Hub Install	R. Remove	R. Install	R. Hub Install
BMW	330xi	2001-2006	13, B, 14	B, 02	01, 13	05, B, 14	01, 02	01, 05
	335i	2007-2013	NA	NA	NA	05, B, 14	01, 02	01, 05
	335xi	2007-2013	13, B, 14	B, 02	01, 13	05, B, 14	01, 02	01, 05
	525xi	2006-2007	11, B, 14	B, 01	01, 03	NA	NA	NA
	528xi	2008-2013	11, B, 14	B, 01	01, 03	NA	NA	NA
	530xi	2006-2007	11, B, 14	B, 01	01, 03	NA	NA	NA
	535xi	2008-2013	11, B, 14	B, 01	01, 03	NA	NA	NA
	740i	1996-2001	NA	NA	NA	05, B, 14	01, 02	01, 05
	740iL	1996-2001	NA	NA	NA	05, B, 14	01, 02	01, 05
	750iL	1996-2001	NA	NA	NA	05, B, 14	01, 02	01, 05
	840Ci	1996-1997	NA	NA	NA	05, B, 14	01, 02	01, 05
	850Ci	1996-1997	NA	NA	NA	05, B, 14	01, 02	01, 05
	M3	1996-2006	NA	NA	NA	05, B, 14	01, 02	01, 05
	X3	2004-2010	11, B, 14	B, 01	01, 03	05, B, 14	01, 02	01, 05
	X5	2000-2006	11, B, 14	B, 01	01, 03	NA	NA	NA
Z3	1996-2002	NA	NA	NA	13, B, 14	A, 06	01, 11	
Z4	2003-2009	NA	NA	NA	13, B, 14	A, 06	01, 11	
Chevrolet	Aveo	2004-2010	18, A, 13	11, 08	08, 13	NA	NA	NA
	Metro	1998-2000	18, A, 13	A, 13	07, 13	NA	NA	NA
	Prizm	1998-2002	17, A, 13	A, 08	07, 13	NA	NA	NA
Chrysler	All Models	1982-1988	17, A, 13	05, A, 18	07, 13	NA	NA	NA
	Crossfire	2004-2006	NA	NA	NA	08, B, 14	01, 02	07, 08
	LeBaron	1989-1990	17, A, 13	05, A, 18	07, 13	NA	NA	NA
	PT Cruiser	2001-2010	13, B, 14	B, 05	07, 13	NA	NA	NA
	Town & Country	1989-1990	17, A, 13	05, A, 18	07, 13	NA	NA	NA
Daewoo	Lanos	1999-2002	17, A, 11	A, 10	07, 11	NA	NA	NA
	Leganza	1999-2002	17, A, 10	A, 06	07, 11	NA	NA	NA
	Nubira	1999-2002	17, A, 11	A, 10	07, 11	NA	NA	NA
Dodge	All Models	1980-1983	17, A, 13	05, A, 18	07, 13	NA	NA	NA
	Caliber AWD	2007-2012	14, B, 08	04, 05	04, 08	NA	NA	NA
	Caliber FWD	2007-2012	14, B, 08	04, 05	04, 08	NA	NA	NA
	Caravan	1984-1990	17, A, 13	05, A, 18	07, 13	NA	NA	NA
	Charger	1984-1987	17, A, 13	05, A, 18	07, 13	NA	NA	NA
	Daytona	1984-1990	17, A, 13	05, A, 18	07, 13	NA	NA	NA
	Neon	1995-2005	13, B, 14	B, 05	07, 13	NA	NA	NA
	Omni	1984-1990	17, A, 13	05, A, 18	07, 13	NA	NA	NA
	Rampage	1982-1984	17, A, 13	05, A, 18	07, 13	NA	NA	NA
	Spirit	1989-1990	17, A, 13	05, A, 18	07, 13	NA	NA	NA
Ford	Aspire	1994-1997	13, B, 14	B, 08	07, 13	NA	NA	NA
	Contour	1995-2001	17, A, 13	A, 06	07, 13	NA	NA	NA
	Edge AWD/FWD	2007-2014	14, B, 08	B, 02	01, 08	NA	NA	NA
	Escape 2WD/4WD	2001-2012	11, B, 14	A, 05	02, 11	10, B, 14	01, 08	03, 10
	Escort	1981-1990	13, A, 18	A, 10	07, 13	NA	NA	NA
	Escort	1991-1995	06, A, 17	A, 06	07, 13	NA	NA	NA
	Escort	1996-2002	08, A, 17	A, 08	07, 13	NA	NA	NA
	Explorer 2WD/4WD	2002-2010	NA	NA	NA	05, B, 14	B, 02	01, 05
	Explorer Sport Trac 2WD/4WD	2002-2010	NA	NA	NA	05, B, 14	B, 02	01, 05
	Focus	2000-2011	13, B, 14	B, 08	07, 13	NA	NA	NA
	Fusion FWD	2006-2009	11, B, 14	A, 04	B, 11	NA	NA	NA
	Fusion AWD	2007-2009	11, B, 14	A, 04	B, 11	10, B, 14	A, 04	A, 03
	Probe	1993-1997	13, B, 14	A, 04	07, 13	NA	NA	NA
	Ranger 2WD/4WD	2002-2012	NA	NA	NA	05, B, 14	B, 02	04, 07
	Taurus	1986-1995	17, A, 13	A, 05	07, 13	NA	NA	NA
	Tempo	1983-1994	18, A, 13	A, 01	07, 13	NA	NA	NA
	Thunderbird	2002-2005	NA	NA	NA	09, B, 14	B, 04	04, 07
	Windstar	1995-1998	17, A, 13	A, 05	07, 13	NA	NA	NA
ZX2	1998-2003	08, A, 17	A, 08	07, 13	NA	NA	NA	
Honda	Accord	1980-1985	11, A, 17	A, 11	07, 13	NA	NA	NA
	Accord	1986-1989	17, A, 13	A, 06	07, 13	NA	NA	NA
	Accord	1996-1997	13, B, 14	B, 04	07, 13	NA	NA	NA
	Accord	1998-2002	13, B, 14	B, 02	07, 13	NA	NA	NA
	Accord	2003-2007	13, B, 14	B, 03	07, 11	NA	NA	NA

# Application Chart

Use application chart to determine appropriate sized bushings, plates, and sleeves for your vehicle.

**Note:** Numbers below are identified in the Parts List and Diagram on page 14 and page 15.

**Key:** NA: Tapered bearing and race, replace hub assembly, shop press required or your application has solid rear axle. 01\*: MAY or MAY NOT be undersized for your application.

Make	Model	Year	Fr. Remove	Fr. Install	Hub Install	R. Remove	R. Install	R. Hub Install
Honda	Accord	2008-2012	13, B, 14	B, 01	06, 07	NA	NA	NA
	Civic CRX/Wagon 4WD	1984-1991	17, A, 13	A, 11	07, 13	NA	NA	NA
	Civic w/ ABS	1992-1995	13, B, 14	B, 02	07, 13	NA	NA	NA
	Civic exc. EX/Si	1996-2000	17, A, 13	A, 06	07, 13	NA	NA	NA
	Civic EX/Si	1996-2000	13, B, 14	B, 04	07, 13	NA	NA	NA
	Civic	2000-2005	13, B, 14	B, 01	07, 13	NA	NA	NA
	Civic	2006-2011	13, B, 14	02, 04	07, 13	NA	NA	NA
	Civic Hybrid all	2003-2005	13, B, 14	07, 13	07, 13	NA	NA	NA
	CRV	1997-2001	13, B, 14	B, 02	07, 13	NA	NA	NA
	CRV	2002-2006	11, B, 14	A, 02	07, 10	11, B, 14	B, 03	01, 08
	CRV	2007-2011	02, B, 14	B, 01	02, 04	NA	NA	NA
	Del Sol	1994-1997	13, B, 14	B, 04	07, 13	NA	NA	NA
	Element	2003-2011	11, B, 14	A, 02	07, 10	NA	NA	NA
	Fit	2007-2009	11, A, 17	03, 06	07, 11	NA	NA	NA
	Odyssey	1999-2004	13, B, 14	B, 01	07, 13	NA	NA	NA
	Odyssey	2005-2010	02, B, 14	B, 01	02, 04	NA	NA	NA
	Pilot	2003-2015	13, B, 14	B, 02	07, 13	05, B, 14	B, 02	02, 08
	Prelude	1980-1987	02, A, 11	A, 11	07, 13	NA	NA	NA
	Prelude	1988-1996	13, B, 14	B, 01	07, 13	NA	NA	NA
	Prelude	1997-2001	13, B, 14	B, 02	07, 13	NA	NA	NA
Ridgeline	2006-2014	11, B, 14	01*	B, 03	03, B, 14	08, 01*	B, 03	
S2000	2000-2009	13, B, 14	B, 02	07, 13	05, B, 14	B, 02	02, 08	
Hyundai	Accent	1995-1999	13, A, 17	A, 09	07, 13	NA	NA	NA
	Accent	2000-2010	13, A, 17	A, 10	07, 13	NA	NA	NA
	Azera	2006-2011	04, B, 14	B, 03	03, 10	NA	NA	NA
	Elantra	1986-1995	13, A, 17	A, 09	07, 13	NA	NA	NA
	Elantra	1996-2000	13, A, 17	A, 10	07, 13	NA	NA	NA
	Elantra	2001-2006	11, B, 14	B, 08	02, 08	NA	NA	NA
	Elantra	2007-2010	10, B, 14	B, 04	02, 10	NA	NA	NA
	Santa Fe AWD/FWD	2001-2006	13, B, 14	B, 02	07, 13	NA	NA	NA
	Sonata	1989-1998	13, B, 14	B, 04	07, 13	NA	NA	NA
	Sonata	1999-2002	13, B, 14	B, 04	07, 13	NA	NA	NA
	Sonata	2003-2010	13, B, 14	B, 02	07, 13	NA	NA	NA
	Tiburon	1997-2001	13, A, 17	A, 10	07, 13	NA	NA	NA
	Tiburon 4 CYL	2003-2008	11, B, 14	B, 08	02, 08	NA	NA	NA
	Tiburon 6 CYL	2003-2008	13, B, 14	B, 04	07, 13	NA	NA	NA
	Tucson AWD/FWD	2005-2010	13, B, 14	B, 02	07, 13	NA	NA	NA
XG350	2002-2005	13, B, 14	B, 02	07, 13	NA	NA	NA	
Infiniti	G20	1991-2002	13, A, 17	A, 06	07, 13	NA	NA	NA
	I30	1996-2001	13, A, 17	A, 06	07, 13	NA	NA	NA
	I30t	1997-2001	13, A, 17	A, 06	07, 13	NA	NA	NA
	I35	2002-2004	13, A, 17	A, 06	07, 13	NA	NA	NA
Jaguar	S-Type	2000-2004	NA	NA	NA	09, B, 14	B, 04	04, 07
	XJ8	1999-2003	11, B, 14	A, 04	B, 11	NA	NA	NA
	XJR	1999-2003	11, B, 14	A, 04	B, 11	NA	NA	NA
	XK8	2000-2004	11, B, 14	A, 04	B, 11	NA	NA	NA
	XKR	2000-2004	11, B, 14	A, 04	B, 11	NA	NA	NA
Jeep	Compass 2WD/4WD	2007-2011	08, B, 14	04, 05	04, 08	NA	NA	NA
	Patriot 2WD/4WD	2007-2011	08, B, 14	04, 05	04, 08	NA	NA	NA
Kia	Amanti	2004-2010	04, B, 14	B, 03	03, 10	NA	NA	NA
	Magentis	2002-2010	13, B, 14	B, 02	07, 13	NA	NA	NA
	Optima	2001-2002	13, B, 14	B, 04	07, 13	NA	NA	NA
	Optima	2003-2010	13, B, 14	B, 02	07, 13	NA	NA	NA
	Rio	2006-2010	13, A, 17	A, 10	07, 13	NA	NA	NA
	Rio5	2006-2010	13, A, 17	A, 10	07, 13	NA	NA	NA
	Rondo	2007- 2010	13, B, 14	B, 02	07, 13	NA	NA	NA
	Sedona	2002-2005	13, A, 17	A, 06	03, 13	NA	NA	NA
	Sephia	1996-1999	13, A, 17	A, 06	07, 13	NA	NA	NA
	Sephia	2000-2001	13, B, 14	A, 04	B, 11	NA	NA	NA
	Sorento	2003-2009	13, A, 17	A, 06	03, 13	NA	NA	NA
	Spectra	2000-2004	11, B, 14	A, 04	B, 11	NA	NA	NA
Spectra	2005-2009	11, B, 14	B, 08	02, 08	NA	NA	NA	

# Application Chart

Use application chart to determine appropriate sized bushings, plates, and sleeves for your vehicle.

**Note:** Numbers below are identified in the Parts List and Diagram on page 14 and page 15.

**Key:** NA: Tapered bearing and race, replace hub assembly, shop press required or your application has solid rear axle. **01\*:** MAY or MAY NOT be undersized for your application.

Make	Model	Year	Fr. Remove	Fr. Install	Hub Install	R. Remove	R. Install	R. Hub Install
Kia	Spectra5	2006-2009	11, B, 14	B, 08	02, 08	NA	NA	NA
	Sportage	2005-2010	13, B, 14	B, 02	07, 13	NA	NA	NA
Lexus	ES 300	1996-2003	13, B, 14	B, 03	07, 13	NA	NA	NA
	ES 330	2004-2006	08, B, 14	B, 03	03, 07	NA	NA	NA
	ES 350	2007-2012	08, B, 14	B, 03	03, 07	NA	NA	NA
	GS 300	1996-1998	NA	NA	NA	08, B, 14	03, 04	03, 05
	GS 300	1999-2006	NA	NA	NA	08, B, 14	03	04, 07
	GS 400	1998-2000	NA	NA	NA	08, B, 14	03	04, 07
	GS 430	2001-2007	NA	NA	NA	08, B, 14	03	04, 07
	IS 300	2001-2005	NA	NA	NA	08, B, 14	03	04, 07
	LS 400	1996-2000	NA	NA	NA	08, B, 14	03, 04	03, 05
	RX 300 AWD	1999-2003	13, B, 14	B, 03	03, 07	13, B, 14	02, 08	02, 04
	RX 300 FWD	1999-2003	13, B, 14	B, 03	03, 07	NA	NA	NA
	RX 330 AWD/FWD	2004-2006	08, B, 14	B, 03	03, 07	NA	NA	NA
	RX 350 AWD/FWD	2007-2012	08, B, 14	B, 03	03, 07	NA	NA	NA
	RX400h AWD/FWD	2006-2009	08, B, 14	B, 03	03, 07	NA	NA	NA
	SC 300	1996-2000	NA	NA	NA	08, B, 14	03, 04	03, 05
SC 400	1996-2000	NA	NA	NA	08, B, 14	03, 04	03, 05	
SC 430	2002-2008	NA	NA	NA	08, B, 14	03	04, 07	
Lincoln	Aviator 2WD/4WD	2002-2005	NA	NA	NA	08, B, 14	B, 02	01, 05
	LS	2000-2006	NA	NA	NA	08, B, 14	B, 04	04, 07
	MKX AWD	2006-2008	08, B, 14	B, 02	01, 08	NA	NA	NA
	MKX FWD	2007-2015	08, B, 14	B, 02	01, 08	NA	NA	NA
	MKZ AWD	2007-2010	11, B, 14	A, 04	B, 11	10, B, 14	A, 04	A, 03
	MKZ FWD	2007-2010	11, B, 14	A, 04	B, 11	NA	NA	NA
Mazda	Zephyr	2006	11, B, 14	A, 04	B, 11	NA	NA	NA
	626	1983-1987	13, A, 18	A, 01	07, 13	NA	NA	NA
	626	1988-1992	13, A, 17	A, 06	07, 13	NA	NA	NA
	626	1996-2002	13, A, 17	A, 04	07, 13	NA	NA	NA
	CX-7 AWD/FWD	2007-2012	08, B, 14	B, 02	01, 08	NA	NA	NA
	CX-9 AWD/FWD	2007-2016	08, B, 14	B, 02	01, 08	NA	NA	NA
	Mazda3	2006-2009	13, A, 17	A, 04	07, 13	NA	NA	NA
	Mazda5	2006-2009	13, B, 14	A, 04	03, 13	NA	NA	NA
	Mazda6	2003-2009	13, A, 17	A, 04	07, 13	NA	NA	NA
	Millenia	1996-2002	13, A, 17	A, 04	07, 13	NA	NA	NA
	MPV	1999-2006	13, A, 17	A, 04	07, 13	NA	NA	NA
	MPV 4WD	1996-1998	13, A, 17	A, 04	07, 13	NA	NA	NA
	MX-5 Miata	2006-2013	NA	NA	NA	10, B, 14	A, 04	A, 03
	Protégé	1996-2003	13, A, 17	A, 06	07, 13	NA	NA	NA
Protégé5	2002-2003	13, A, 17	A, 06	07, 13	NA	NA	NA	
Tribute 2WD/4WD	2001-2009	11, B, 14	A, 05	02, 11	10, B, 14	01, 08	03, 10	
Mercedes-Benz	C230	1997-2000	08, B, 14	01, 02	07, 08	08, B, 14	01, 02	07, 08
	C230	2002-2007	NA	NA	NA	08, B, 14	01, 02	07, 08
	C240	2001-2005	NA	NA	NA	08, B, 14	01, 02	07, 08
	C280	1996-2007	NA	NA	NA	08, B, 14	01, 02	07, 08
	C32 AMG	2002-2004	NA	NA	NA	08, B, 14	01, 02	07, 08
	C320	2001-2005	NA	NA	NA	08, B, 14	01, 02	07, 08
	C350	2006-2007	NA	NA	NA	08, B, 14	01, 02	07, 08
	C43 AMG	1998-2000	NA	NA	NA	08, B, 14	01, 02	07, 08
	C55 AMG	2005-2006	NA	NA	NA	08, B, 14	01, 02	07, 08
	CL55 AMG	2001-2003	NA	NA	NA	11, B, 14	02	07
	CL65 AMG	2005-2006	NA	NA	NA	11, B, 14	02	07
	CLK320	1998-2005	NA	NA	NA	08, B, 14	01, 02	07, 08
	CLK350	2006-2010	NA	NA	NA	08, B, 14	01, 02	07, 08
	CLK430	1999-2003	NA	NA	NA	08, B, 14	01, 02	07, 08
	CLK500	2003-2006	NA	NA	NA	08, B, 14	01, 02	07, 08
	CLK55 AMG	2001-2006	NA	NA	NA	08, B, 14	01, 02	07, 08
	CLK550	2007-2009	NA	NA	NA	08, B, 14	01, 02	07, 08
	CLS63 AMG	2008-2010	NA	NA	NA	08, B, 14	01, 02	07, 08
	E300	1996-1999	NA	NA	NA	08, B, 14	01, 02	07, 08
	E320	1996-2003	NA	NA	NA	08, B, 14	01, 02	07, 08
E350	2006-2016	NA	NA	NA	08, B, 14	01, 02	07, 08	



# Application Chart

Use application chart to determine appropriate sized bushings, plates, and sleeves for your vehicle.

**Note:** Numbers below are identified in the Parts List and Diagram on page 14 and page 15.

**Key:** NA: Tapered bearing and race, replace hub assembly, shop press required or your application has solid rear axle. **01\*:** MAY or MAY NOT be undersized for your application.

Make	Model	Year	Fr. Remove	Fr. Install	Hub Install	R. Remove	R. Install	R. Hub Install
Mercedes-Benz	E350	2006-2016	NA	NA	NA	08, B, 14	01, 02	07, 08
	E430	1998-2002	NA	NA	NA	08, B, 14	01, 02	07, 08
	E55 AMG	1999-2003	NA	NA	NA	08, B, 14	01, 02	07, 08
	ML320	1998-2003	11, B, 14	02	07	11, B, 14	02	07
	ML350	2003-2011	11, B, 14	02	07	11, B, 14	02	07
	ML430	1999-2001	11, B, 14	02	07	11, B, 14	02	07
	ML500	2002-2011	11, B, 14	02	07	11, B, 14	02	07
	ML55 AMG	2000-2003	11, B, 14	02	07	11, B, 14	02	07
	S320	1995-1999	NA	NA	NA	11, B, 14	02	07
	S350	2006	NA	NA	NA	11, B, 14	02	07
	S420	1996-1999	NA	NA	NA	11, B, 14	02	07
	S430	2000-2006	NA	NA	NA	11, B, 14	02	07
	S500	1996-2006	NA	NA	NA	11, B, 14	02	07
	S55 AMG	2001-2005	NA	NA	NA	11, B, 14	02	07
	S550	2007-2013	NA	NA	NA	11, B, 14	02	07
	S600	1996-2014	NA	NA	NA	11, B, 14	02	07
	S63 AMG	2007-2009	NA	NA	NA	11, B, 14	02	07
	S65 AMG	2007-2009	NA	NA	NA	11, B, 14	02	07
	SL 500	1996-2002	NA	NA	NA	08, B, 15	01, 02	07, 08
	SL 600	1996-2009	NA	NA	NA	08, B, 15	01, 02	07, 08
	SL 600	1996-2009	NA	NA	NA	08, B, 15	01, 02	07, 08
	SLK 230	1998-2004	NA	NA	NA	08, B, 15	01, 02	07, 08
	SLK 280	2006-2010	NA	NA	NA	08, B, 15	01, 02	07, 08
SLK 32 AMG	2002-2004	NA	NA	NA	08, B, 15	01, 02	07, 08	
SLK 320	2001-2004	NA	NA	NA	08, B, 15	01, 02	07, 08	
SLK 350	2005-2010	NA	NA	NA	08, B, 15	01, 02	07, 08	
SLK 55 AMG	2005-2010	NA	NA	NA	08, B, 15	01, 02	07, 08	
Mercury	Cougar	1999-2002	13, A, 17	A, 06	07, 13	NA	NA	NA
	Mariner 2WD/4WD	2005-2010	11, B, 14	A, 05	02, 11	10, B, 15	01, 08	03, 10
	Milan	2006-2011	11, B, 14	A, 04	B, 11	NA	NA	NA
	Mountaineer 2WD/4WD	2002-2010	NA	NA	NA	05, B, 15	B, 02	01, 05
	Mystique	1995-2001	13, A, 17	A, 06	07, 13	NA	NA	NA
	Sable	1986-1995	13, A, 17	A, 05	07, 13	NA	NA	NA
	Topaz	1992-1994	13, A, 18	A, 01	07, 13	NA	NA	NA
	Tracer	1991-1999	08, A, 17	A, 08	07, 13	NA	NA	NA
Villager	1993-2002	13, A, 14	A, 04	07, 13	NA	NA	NA	
Mitsubishi	3000GT FWD	1996-1999	13, B, 14	B, 05	07, 13	NA	NA	NA
	Diamonte	1990-2004	13, B, 14	B, 05	07, 13	NA	NA	NA
	Eclipse	1989-1994	13, B, 14	B, 05	07, 13	NA	NA	NA
	Galant	1985-1993	13, B, 14	B, 05	07, 13	NA	NA	NA
	Lancer	2007-2009	08, B, 14	04, 05	04, 08	NA	NA	NA
	Lancer ES	2002-2006	13, A, 17	A, 06	07, 13	NA	NA	NA
	Mirage	1992-2002	13, A, 17	A, 06	07, 13	NA	NA	NA
Nissan	200SX	1991-1999	09, A, 17	A, 08	07, 13	NA	NA	NA
	240SX	1996-1998	09, A, 17	A, 08	07, 13	NA	NA	NA
	Altima	1996-2005	13, A, 17	A, 06	07, 13	NA	NA	NA
	Maxima	1996-2013	13, A, 17	A, 06	07, 13	NA	NA	NA
	NX	1991-1996	09, A, 17	A, 08	07, 13	NA	NA	NA
	Pulsar	1987-1990	09, A, 17	A, 08	07, 13	NA	NA	NA
	Quest	1996-2004	13, B, 14	A, 04	07, 13	NA	NA	NA
	Sentra	1987-1990	09, A, 17	A, 08	07, 13	NA	NA	NA
	Sentra	1996-1999	09, A, 17	A, 06	07, 13	NA	NA	NA
	Sentra	2000-2006	13, A, 17	A, 06	07, 13	NA	NA	NA
Stanza	1985-1989	13, A, 17	A, 06	07, 13	NA	NA	NA	
Plymouth	All Models	1980-1983	13, A, 17	05, A, 18	07, 13	NA	NA	NA
	Acclaim	1984-1990	13, A, 17	05, A, 18	07, 13	NA	NA	NA
	Caravelle	1985-1988	13, A, 17	05, A, 18	07, 13	NA	NA	NA
	Horizon Turismo	1984-1990	13, A, 17	05, A, 18	07, 13	NA	NA	NA
	Neon	1995-2001	13, B, 14	B, 05	07, 13	NA	NA	NA
	Sundance	1984-1990	13, A, 17	05, A, 18	07, 13	NA	NA	NA
Pontiac	Voyager	1983-1990	13, A, 17	05, A, 18	07, 13	NA	NA	NA
	Vibe	2003-2010	13, A, 17	A, 06	07, 13	NA	NA	NA

# Application Chart

Use application chart to determine appropriate sized bushings, plates, and sleeves for your vehicle.

**Note:** Numbers below are identified in the Parts List and Diagram on page 14 and page 15.

**Key: NA:** Tapered bearing and race, replace hub assembly, shop press required or your application has solid rear axle. **01\*:** MAY or MAY NOT be undersized for your application.

Make	Model	Year	Fr. Remove	Fr. Install	Hub Install	R. Remove	R. Install	R. Hub Install
Saab	900	1996-1998	06,A,17	A,06	06, 07	NA	NA	NA
	9-2	2005-2006	13,A,17	A,09	07, 13	13,A,17	05, 11	10, 11
	9-3	1999-2002	06,A,17	A,06	06, 07	NA	NA	NA
	9-5	1999-2002	06,A,17	A,06	06, 07	NA	NA	NA
Saturn	L100	2001-2002	10,A,17	A,06	07, 11	NA	NA	NA
	L200	2001-2003	10,A,17	A,06	07, 11	NA	NA	NA
	L300	2001-2005	10,A,17	A,06	07, 11	NA	NA	NA
	L300-1	2004	10,A,17	A,06	07, 11	NA	NA	NA
	L300-2	2004	10,A,17	A,06	07, 11	NA	NA	NA
	L300-3	2004	10,A,17	A,06	07, 11	NA	NA	NA
	LS	2000	10,A,17	A,06	07, 11	NA	NA	NA
	LS1	2000	10,A,17	A,06	07, 11	NA	NA	NA
	LS2	2000	10,A,17	A,06	07, 11	NA	NA	NA
	LW1	2000	10,A,17	A,06	07, 11	NA	NA	NA
	LW2	2000	10,A,17	A,06	07, 11	NA	NA	NA
	LW200	2001-2003	10,A,17	A,06	07, 11	NA	NA	NA
	LW300	2001-2003	10,A,17	A,06	07, 11	NA	NA	NA
	SC1	1996-2002	13,A,17	A,10	07, 13	NA	NA	NA
	SC2	1996-2002	13,A,17	A,10	07, 13	NA	NA	NA
	SL	1996-2002	13,A,17	A,10	07, 13	NA	NA	NA
	SL1	1996-2002	13,A,17	A,10	07, 13	NA	NA	NA
	SL2	1996-2002	13,A,17	A,10	07, 13	NA	NA	NA
SW1	1996-2001	13,A,17	A,10	07, 13	NA	NA	NA	
SW2	1996-2001	13,A,17	A,10	07, 13	NA	NA	NA	
Scion	tC	2005-2010	13,A,17	A,06	07, 13	NA	NA	NA
	xA	2004-2006	13,A,17	A,09	07, 13	NA	NA	NA
	xB	2004-2006	13,A,17	A,09	07, 13	NA	NA	NA
	xD	2008-2010	13,A,17	A,06	07, 13	NA	NA	NA
Subaru	Baja	2003-2006	13,A,17	A,09	07, 13	NA	NA	NA
	Forester	1998-2009	13,A,17	A,09	07, 13	13,A,17	05, 11	10, 11
	Impreza	1996-1999	13,A,17	A,09	07, 13	NA	NA	NA
	Impreza	2000-2007	13,A,17	A,09	07, 13	13,A,17	05, 11	10, 11
	Legacy	1994-2004	13,A,17	A,09	07, 13	NA	NA	NA
	Outback	2000-2004	13,A,17	A,09	07, 13	NA	NA	NA
Suzuki	SVX	1996-1997	13,A,17	A,09	07, 13	13,A,17	05, 11	10, 11
	Aerio AWD/FWD	2002-2007	13,A,17	03,09	07, 13	NA	NA	NA
	Forenza	2004-2008	10,A,17	A,06	07, 11	NA	NA	NA
	Reno	2004-2008	10,A,17	A,06	07, 11	NA	NA	NA
	Swift	1996-2001	13,A,18	A,13	07, 13	NA	NA	NA
Toyota	SX4	2007-2009	13,A,17	03,09	07, 13	NA	NA	NA
	4-Runner 2WD	1996-2002	12,B,14	B,01*	002,02	NA	NA	NA
	4-Runner 4WD	1996-2001	12,B,14	B,01*	002,02	NA	NA	NA
	Avalon	1994-2004	13,B,15	B,03	07, 13	NA	NA	NA
	Avalon	2005-2010	08,B,14	B,03	03, 07	NA	NA	NA
	Camry	1983-1991	13,A,17	A,06	07, 13	NA	NA	NA
	Camry	1992-2003	13,B,15	B,03	07, 13	NA	NA	NA
	Camry	2004-2011	08,B,14	B,03	03, 07	NA	NA	NA
	Celica	1983-1999	13,A,17	A,06	07, 13	NA	NA	NA
	Celica	2000	13,A,17	A,09	07, 13	NA	NA	NA
	Celica	2001-2005	13,A,17	A,06	07, 13	NA	NA	NA
	Corolla	1988-2002	13,A,17	A,08	07, 13	NA	NA	NA
	Corolla	2003-2012	13,A,17	A,06	07, 13	NA	NA	NA
	Echo	2000-2005	13,A,17	A,09	07, 13	NA	NA	NA
	Highlander 2WD	2001-2010	08,B,14	B,03	03, 07	NA	NA	NA
	Highlander 4WD	2001-2003	08,B,14	B,03	03, 07	13,15	02, 08	02, 04
	Highlander 4WD	2004-2010	08,B,14	B,03	03, 07	NA	NA	NA
	Matrix	2003-2013	13,A,17	A,06	07, 13	NA	NA	NA
	Paseo	1991-1999	13,A,17	A,06	07, 13	NA	NA	NA
Prius	2001-2003	13,A,17	A,06	07, 13	NA	NA	NA	
Rav4 2WD	1996-2000	13,A,17	A,06	07, 13	NA	NA	NA	
Rav4 2WD	2001-2005	13,B,14	B,03	07, 13	NA	NA	NA	
Rav4 4WD	1996-2000	13,B,17	A,06	07, 13	NA	NA	NA	

# Application Chart

Use application chart to determine appropriate sized bushings, plates, and sleeves for your vehicle.

**Note:** Numbers below are identified in the Parts List and Diagram on page 14 and page 15.

**Key:** **NA:** Tapered bearing and race, replace hub assembly, shop press required or your application has solid rear axle. **01\*:** MAY or MAY NOT be undersized for your application.

Make	Model	Year	Fr. Remove	Fr. Install	Hub Install	R. Remove	R. Install	R. Hub Install
Toyota	Rav4 4WD	2001-2005	13,B,14	B,03	07, 13	NA	NA	NA
	Sequoia 2WD/4WD	2001-2010	02,B,14	B,01*	B,02	NA	NA	NA
	Sienna FWD	1998-2002	13,B,14	B,03	07, 13	NA	NA	NA
	Sienna FWD	2003-2010	08,B,14	B,03	03, 07	NA	NA	NA
	Sienna AWD	1998-2002	13,B,14	B,03	07, 13	NA	NA	NA
	Sienna AWD	2003-2010	08,B,14	B,03	03, 07	NA	NA	NA
	Solara	1998-2003	13,B,14	B,03	07, 13	NA	NA	NA
	Solara	2004-2008	08,B,14	B,03	03, 07	NA	NA	NA
	Supra	1996-1998	13,B,14	B,03	07, 13	08,B,14	03, 04	03, 05
	Tacoma 2WD	2000-2006	02,B,14	B,01*	B,02	NA	NA	NA
	Tacoma 4WD	1996-2004	02,B,14	B,01*	B,02	NA	NA	NA
	Tercel	1983-1999	13,A,17	A,08	07, 13	NA	NA	NA
	Tundra 2WD	2000-2006	02,B,14	B,01*	B,02	NA	NA	NA
	Tundra 4WD	2000-2006	02,B,14	B,01*	B,02	NA	NA	NA
Volkswagen	Cabriolet	1985-1996	11,A,18	A,11	07, 10	NA	NA	NA
	Cabriolet	1996-2002	13,A,17	A,08	07, 13	NA	NA	NA
	Corrado	1988-1994	13,A,17	A,06	07, 13	NA	NA	NA
	Dasher	1974-1981	13,A,18	A,11	07, 13	NA	NA	NA
	Eurovan	1992-1996	13,A,15	B,03	07, 13	NA	NA	NA
	Fox	1987-1993	13,A,18	A,11	07, 13	NA	NA	NA
	Golf	1985-1987	11,A,18	A,11	07, 10	NA	NA	NA
	Golf	1996-1998	11,A,17	A,08	07, 13	NA	NA	NA
	Golf	1999-2005	13,A,17	A,08	07, 13	NA	NA	NA
	Jetta	1980-1987	11,A,18	A,11	07, 11	NA	NA	NA
	Jetta	1988-2004	13,A,17	A,08	07, 13	NA	NA	NA
	New Beetle	1998-2010	13,A,17	A,08	07, 13	NA	NA	NA
	Passat	1990-1997	13,A,17	A,06	07, 13	NA	NA	NA
	Passat	1998-2005	13,A,14	B,03	07, 13	NA	NA	NA
	Quantum	1982-1988	13,A,18	A,11	07, 13	NA	NA	NA
	Scirocco	1981-1992	11,A,18	A,11	07, 10	NA	NA	NA
Touareg	2004-2010	10,B,14	B,01*	B,02	10,B,14	B,01*	B,02	
Volvo	960	1996-1997	NA	NA	NA	08,B,14	01, 02	07, 08
	S40	2000-2004	11,A,17	A,06	03, 06	NA	NA	NA
	S90	1998	NA	NA	NA	08,B,14	01, 02	07, 08
	V40	2000-2004	11,A,17	A,06	03, 06	NA	NA	NA



Procedures not specifically explained in this manual must be performed only by a qualified technician.

### **!WARNING**

**TO PREVENT SERIOUS INJURY FROM TOOL FAILURE: Do not use damaged equipment. If abnormal noise or vibration occurs, have the problem corrected before further use.**

1. **BEFORE EACH USE**, inspect the general condition of the Front Wheel Drive Bearing Remover & Installer Kit. Check for:
  - loose hardware
  - misalignment or binding of moving parts
  - cracked or broken parts
  - any other condition that may affect its safe operation.
2. **AFTER USE**, wipe external surfaces of the tool with clean cloth.
3. When storing, keep the Front Wheel Drive Bearing Remover & Installer Kit in its Carrying Case.

**MADDOX**<sup>®</sup>  
SUPERIOR AUTOMOTIVE TOOLS

## PLEASE READ THE FOLLOWING CAREFULLY

---

THE MANUFACTURER AND/OR DISTRIBUTOR HAS PROVIDED THE PARTS LIST AND ASSEMBLY DIAGRAM IN THIS DOCUMENT AS A REFERENCE TOOL ONLY. NEITHER THE MANUFACTURER OR DISTRIBUTOR MAKES ANY REPRESENTATION OR WARRANTY OF ANY KIND TO THE BUYER THAT HE OR SHE IS QUALIFIED TO MAKE ANY REPAIRS TO THE PRODUCT, OR THAT HE OR SHE IS QUALIFIED TO REPLACE ANY PARTS OF THE PRODUCT. IN FACT, THE MANUFACTURER AND/OR DISTRIBUTOR EXPRESSLY STATES THAT ALL REPAIRS AND PARTS REPLACEMENTS SHOULD BE UNDERTAKEN BY CERTIFIED AND LICENSED TECHNICIANS, AND NOT BY THE BUYER. THE BUYER ASSUMES ALL RISK AND LIABILITY ARISING OUT OF HIS OR HER REPAIRS TO THE ORIGINAL PRODUCT OR REPLACEMENT PARTS THERETO, OR ARISING OUT OF HIS OR HER INSTALLATION OF REPLACEMENT PARTS THERETO.

**MADDOX**<sup>®</sup>  
SUPERIOR AUTOMOTIVE TOOLS

## Parts List and Diagram

### Parts List

**Note:** O.D.=Outer Diameter

Part	Description	Qty
001	Small Sleeve Plate	1
002	Large Sleeve Plate	1
01	Bushing, 3.48 in. O.D.	1
02	Bushing, 3.27 in. O.D.	1
03	Bushing, 3.21 in. O.D.	1
04	Bushing, 3.05 in. O.D.	1
05	Bushing, 2.95 in. O.D.	1
06	Bushing, 2.89 in. O.D.	1
07	Bushing, 2.87 in. O.D.	1
08	Bushing, 2.81 in. O.D.	1

Part	Description	Qty
09	Bushing, 2.76 in. O.D.	1
10	Bushing, 2.62 in. O.D.	1
11	Bushing, 2.48 in. O.D.	1
12	Bushing, 2.32 in. O.D.	1
13	Bushing, 2.17 in. O.D.	1
14	Sleeve, 4. in O.D.	1
15	Sleeve, 3.6 in. O.D.	1
16	Nut	1
17	Sleeve, 3.4 in. O.D.	1
18	Sleeve, 3 in. O.D.	1
19	Bolt	1
20	Washer	2

**Record Serial Number Here:** \_\_\_\_\_

**Note:** If product has no serial number, record month and year of purchase instead.

**Note:** Some parts are listed and shown for illustration purposes only, and are not available individually as replacement parts. Refer to UPC 193175359544.



## Limited 90 Day Warranty

Harbor Freight Tools Co. makes every effort to assure that its products meet high quality and durability standards, and warrants to the original purchaser that this product is free from defects in materials and workmanship for the period of 90 days from the date of purchase. This warranty does not apply to damage due directly or indirectly, to misuse, abuse, negligence or accidents, repairs or alterations outside our facilities, criminal activity, improper installation, normal wear and tear, or to lack of maintenance. We shall in no event be liable for death, injuries to persons or property, or for incidental, contingent, special or consequential damages arising from the use of our product. Some states do not allow the exclusion or limitation of incidental or consequential damages, so the above limitation of exclusion may not apply to you. THIS WARRANTY IS EXPRESSLY IN LIEU OF ALL OTHER WARRANTIES, EXPRESS OR IMPLIED, INCLUDING THE WARRANTIES OF MERCHANTABILITY AND FITNESS.

To take advantage of this warranty, the product or part must be returned to us with transportation charges prepaid. Proof of purchase date and an explanation of the complaint must accompany the merchandise. If our inspection verifies the defect, we will either repair or replace the product at our election or we may elect to refund the purchase price if we cannot readily and quickly provide you with a replacement. We will return repaired products at our expense, but if we determine there is no defect, or that the defect resulted from causes not within the scope of our warranty, then you must bear the cost of returning the product.

This warranty gives you specific legal rights and you may also have other rights which vary from state to state.

**MADDOX**<sup>®</sup>  
SUPERIOR AUTOMOTIVE TOOLS