
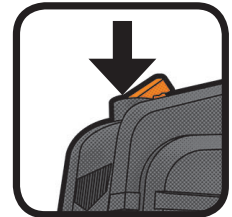
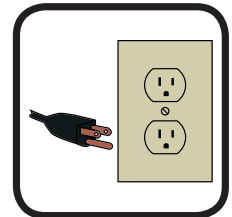


READ
THIS
FIRST



Quick Start Guide

- 1** Close Regulator and Drain Valve.
- 2** Plug Cord directly into wall.
Extension cord not recommended,
use longer hose instead. See manual.
- 3** Turn unit on.
- 4** Connect Hose and adjust Regulator.



Note: After turning off unit, wait 15 seconds before turning back on.

Note: This unit is equipped with Thermal Overload Protection. If unit does not start, unplug it for 30 minutes before plugging it back in.

Note: It is normal for pressure relief valve to expel air during and immediately after operation.

