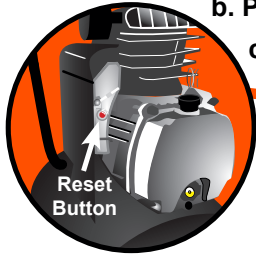


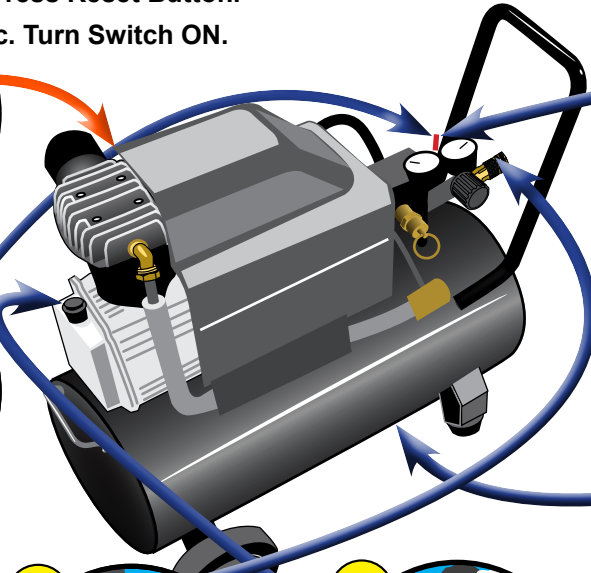
air compressor start up guide

If Compressor does NOT start:

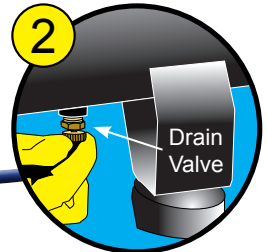
- a. Turn Switch OFF.
- b. Press Reset Button.
- c. Turn Switch ON.



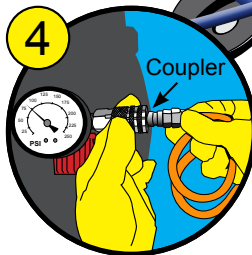
Plug cord into 120 VAC outlet and turn Switch ON.



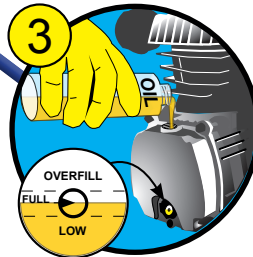
Turn Switch off to release any remaining pressure.



Close Drain Valve at bottom of tank.



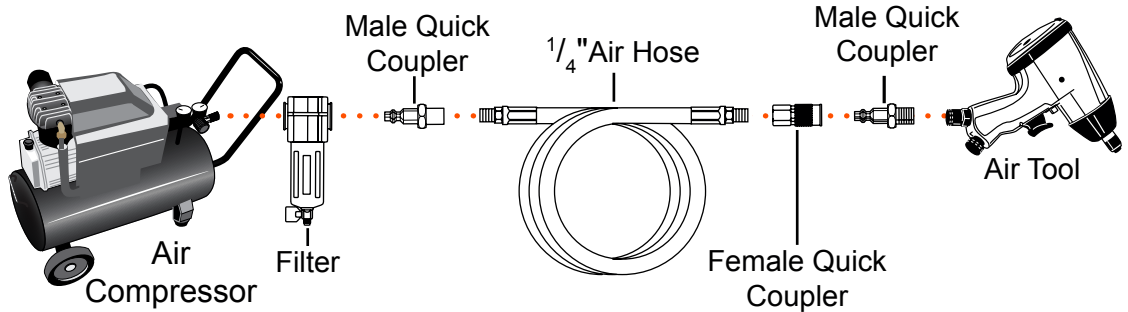
Connect air line to Coupler.



Fill compressor pump to proper level with Air Compressor Oil.
(Oil sold separately)



Typical Air Line Setup



Recommended Accessories

- 1/4" Air Hose
- Set of 1/4" Male and Female Quick Couplers
- Inline Desiccant Dryer/Filter or Water Filter