

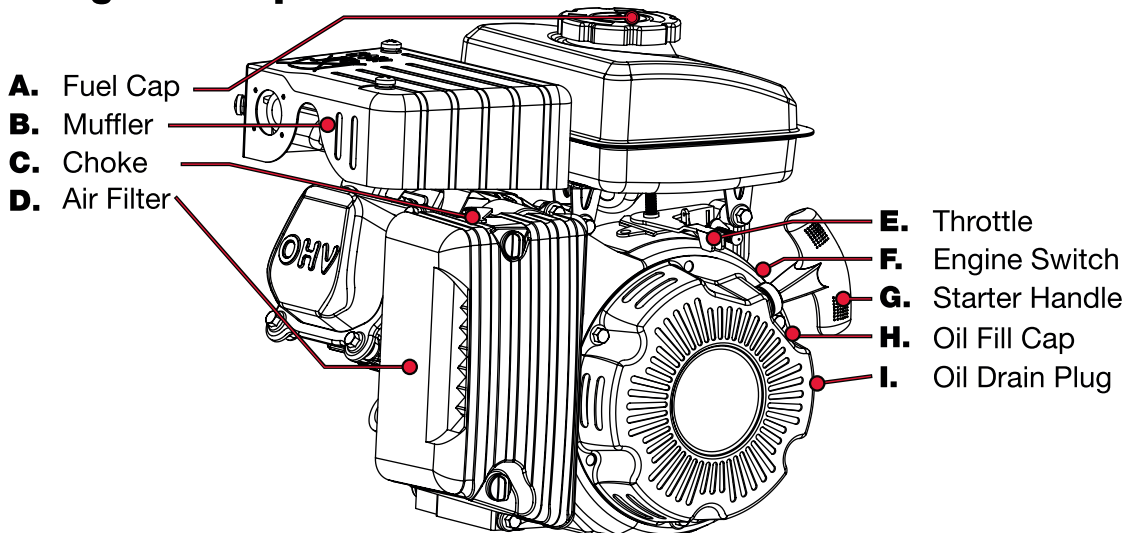
PREDATOR[®]

ENGINES

QUICK START GUIDE

Horizontal Shaft Gas Engine Item: 69733

Engine Components

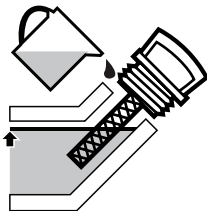


READ AND UNDERSTAND USER MANUAL BEFORE USE.




Add Fluids

Check oil and fuel levels
If needed, fill in as shown below



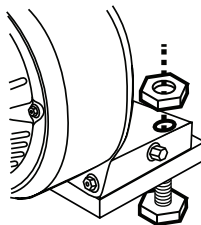
Add oil to engine
crankcase



Add fuel to within
1" of the rim of the tank

Note: Use regular Unleaded 87 Octane.
Engine note designed for E85 Ethanol blend.

Assembly




Mount the engine
securely in place

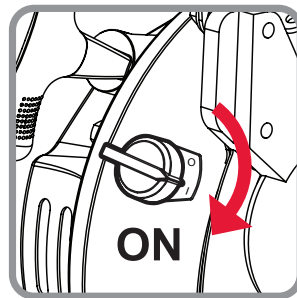
Starting Procedure




1. CLOSE CHOKE



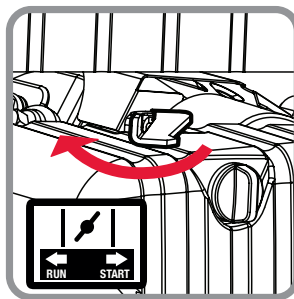
2. ADJUST THROTTLE



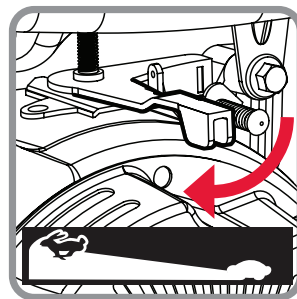
3. SWITCH ON



4. PULL HANDLE



5. CHOKE TO RUN



6. CHOKE TO RUN

IMPORTANT: Breaking-in the engine will help to ensure proper equipment and engine performance. The operational break-in period will last about 3 hours of use. During this period: • Do not apply a heavy load. • Do not operate the engine at its maximum speed.

Specifications

Displacement	79cc
Dimensions	310L x 290W x 300H mm 12.2L x 11.4W x 11.8H IN.
Dry Weight	22 LBS. / 10 KG
Maximum Torque	3.5 FT-LBS @ 2500 RPM
Maximum RPM	3600 RPM
Compression Ratio	8.5:1
Bore x Stroke	52 mm x 37 mm 2.0 IN. x 1.5 IN.
Fuel Type	87+ octane stabilizer treated unleaded gasoline
Engine Oil Capacity	0.37 Quart / 0.35 L
Fuel Tank Capacity	0.53 Gallon / 2.0 L
Bearing Type	Ball

Mounting Base Pattern	102.0L x 104.0W-61.5W mm 4.0L x 4.9W-2.4W IN.
PTO Shaft Diameter	5/8 IN.
PTO Shaft Length	2.4 IN. / 60.1 mm
PTO Shaft Height	3.6 IN. (with base 4.0 IN.) 91 mm (with base 102.5 mm)
PTO Shaft Keyway	3/16 IN. / 4.76 mm
Shaft End Tapped (Diameter / Thread per inch)	5/16 IN. - 24
Shaft Rotation (From PTO)	Counter Clockwise
Spark Plug	E5TC (Torch™)

Visit our website at: <http://www.harborfreight.com>
Email our technical support at: productsupport@harborfreight.com
Email our engine support at: predator@harborfreight.com

READ AND UNDERSTAND USER MANUAL BEFORE USE.