

9 GALLON 7 HP WHEELBARROW AIR COMPRESSOR START UP GUIDE - PREPARE ENGINE & COMPRESSOR

1

Connect
Air Line to
Coupler.



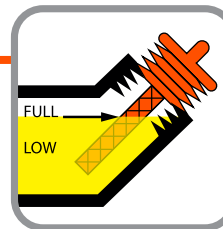
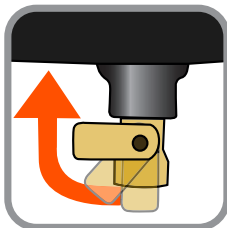
2

Close
Regulator
Knob
(counterclockwise).




3

Close both
Drain Valves.



4

Fill Engine with
oil through Oil Fill
hole
(Oil sold separately).




5

Fill Pump with oil.
Do not overfill
(Oil sold separately).



6

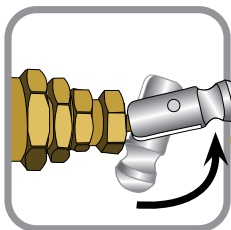
Fill Fuel
Tank with fuel
(Fuel sold separately).



START

7

Open Pilot Valve.



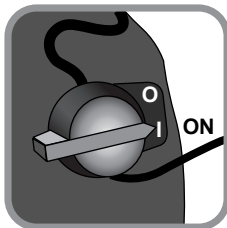
8

Adjust Choke and open Fuel Valve.



9

Turn Power on.



10

Pull Cord.



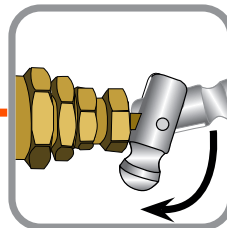
11

Move Choke to run.



12

Close Pilot Valve.



CENTRALPNEUMATIC®